

Radius Sensor Faucet / Small

TSL.884

The TSL.884 Radius Sensor Faucet / Small features a sleek wall mounted spout with accompanying sensor housing and is available in a range of finishes. The shorter spout length is ideally suited to smaller sinks and spaces.

Finish	Codes
● Black	TSL.884.BK
● Brass	TSL.884.BR
● Satin	TSL.884.CS
● Copper	TSL.884.CP
● Bronze	TSL.884.BZ


+ Satin



+ Black



+ Brass



+ Copper



+ Bronze

Technical Data

Body Material	AISI 304 Stainless Steel PVD
Coating Type	PVD
Aerator	Cascade
Water Pressure (Dynamic)	4.25 - 108psi
Water Temperature (max)	140 °F
Flow Rates	0.5gpm
Also available	0.35gpm - refer to Spare Parts & Accessories 1.00gpm - refer to Spare Parts & Accessories
Power supply	Mains 110-230 Vac, 50-60Hz, 1.5A Battery 6 V CR-P2 Lithium battery 6 Vdc,
Output (max)	1A
Power consumption	< 87% Active mode, 0.3W No load
Solenoid valve type	6V Latching
Water Ingress	IP55
Cable lengths	31 ½ - Power supply connection 31 ½ - Solenoid valve connection
Sensor type	Infrared
Pre-set sensor range	8 11/16"
Sensor range (max)	9 11/16"
Comfort delay	2 sec
Security time-out	30 sec
Operating Temperature	32 - 122 °F
Time (max) IP rating	0.3 - < 1 sec

Installation Requirements

Wall Cut-out Hole Size	5/8" diameter
Depth of Wall Cavity (min)	3 5/16"
Drywall + Finish Thickness (max)	2" (incl. finishes)
Plumbing Connection	½" BSP (female) brass fitting is required to connect to the solenoid valve housing ½" BSP to 1" NPT adapter included
Water Supply	14psi is the recommended minimum pressure for the faucets to operate effectively. 108psi is the maximum pressure for commissioning and is NOT recommended for general use. Gravity-fed systems may require a booster pump to achieve the optimal operating pressure All pipework must be thoroughly cleaned and clear of any debris before connecting the faucet
Washroom Layout	Solenoid valve must be accessible for installation, commissioning and ongoing maintenance.

Compliance & Certificates

ADA compliant

ASME A112.18.1/CA B125.1-2018

NSF/ANSI 61-2017

NSF/ANSI 372-2016

NSF/ANSI/CAN 61-2022

International Plumbing Code (IPC) 2021, 2018, 2015, 2012 and 2009

International Residential Code (IRC) 2021, 2018, 2015, 2012 and 2009

Uniform Plumbing Code (UPC) 2021, 2018, 2015, 2012 and 2009

National Plumbing Code of Canada (NPC) 2020, 2015, 2010 and 2002

LEED.v4- Compliant for assessment for Water Saving and Efficiency

Included

- Radius Sensor Faucet

- Body

- Aerator key

- Collar

- Gasket (Collar)

- Anti-rotation washer (Spigot)

- Locking nut (Spigot)

- Elbow fitting

- Inlet tubing

- Solenoid valve cable

- Solenoid valve assembly

- Sensor Housing

- Gasket (Sensor Housing)

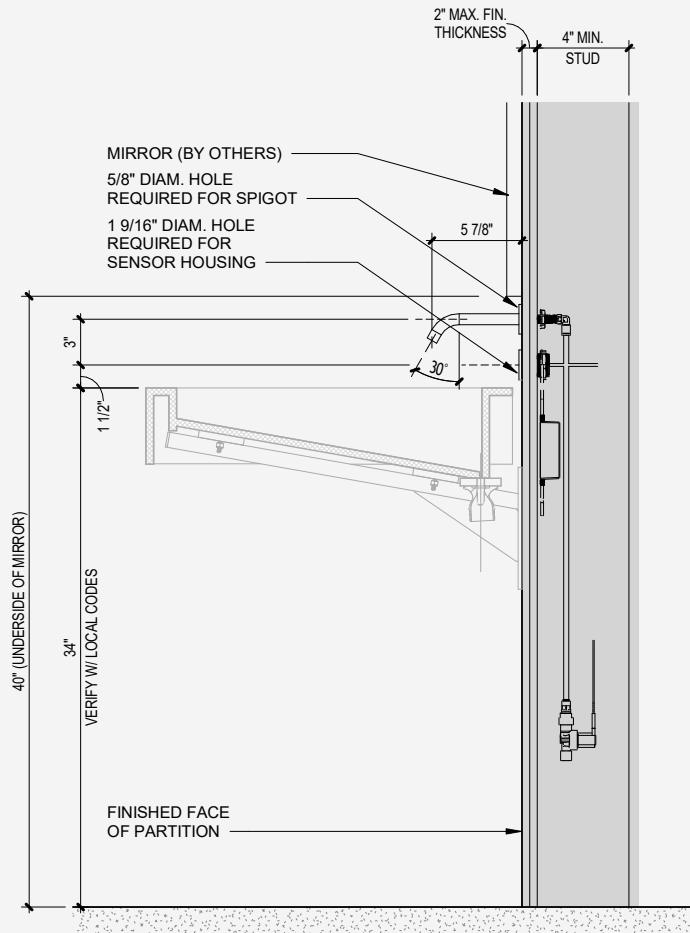
- Anti-rotation washer (Sensor Housing)

- Locking nut (Sensor Housing)

- Power Supply

- IR Sensor

+ Technical Drawing



Warranty & Replacement Parts


TSL backs every fixture with a lifetime guarantee against material defect.

For warranty terms and conditions please visit www.thesplashlab.com/usa/warranty


For replacement parts, please contact The Splash Lab at info.usa@thesplashlab.com for further information.

Part	Codes
Solenoid valve assembly	L120030
IR Sensor CI128	L260014


Related Products



Radius Pump Soap Dispenser
TSL.470



Radius ADA Grab Bars
TSL.GR.45.36



Double Toilet Roll Holder
TSL.46