

Radius Pump Soap Dispenser

TSL.470

The TSL.470 is a stainless-steel pump-action wall mounted soap dispenser, that utilizes a concealed soap replenishment system.

Finish	Codes
● Black	TSL.470.BK
● Brass	TSL.470.BR
● Satin	TSL.470.CS
● Copper	TSL.470.CP
● Bronze	TSL.470.BZ

+ Satin



+ Black




+ Brass



+ Copper



+ Bronze



Technical Data

Weight	1 lb 15 oz
Recommended soap viscosity	100 to 3800cPs Liquid soap only. Not for use with foam soap, alcohol gel or hand sanitizer
Body	AISI 316 stainless steel
Recommended soap system	L-ST series, to be specified separately
Feed pipe connection	5/16" push-fit connector to L-ST series feed system
Tested to	2,000,000 depressions
Standard discharge	0.03 fl oz

Installation Requirements

Wall cut out	1 1/16" diameter
Maximum wall thickness	1/2" - 2"
Reservoir location	Soap reservoir must be mounted below the dispenser. The dispenser is not designed to draw soap from a reservoir mounted above

Compliance & Certificates

CE
UL
RoHS

Included

Radius Pump Soap Dispenser

Dispenser mechanism

Wall flange - large

Rubber backing disc

Steel backing disc

Fixing nuts

Pushfit elbow pipe connector

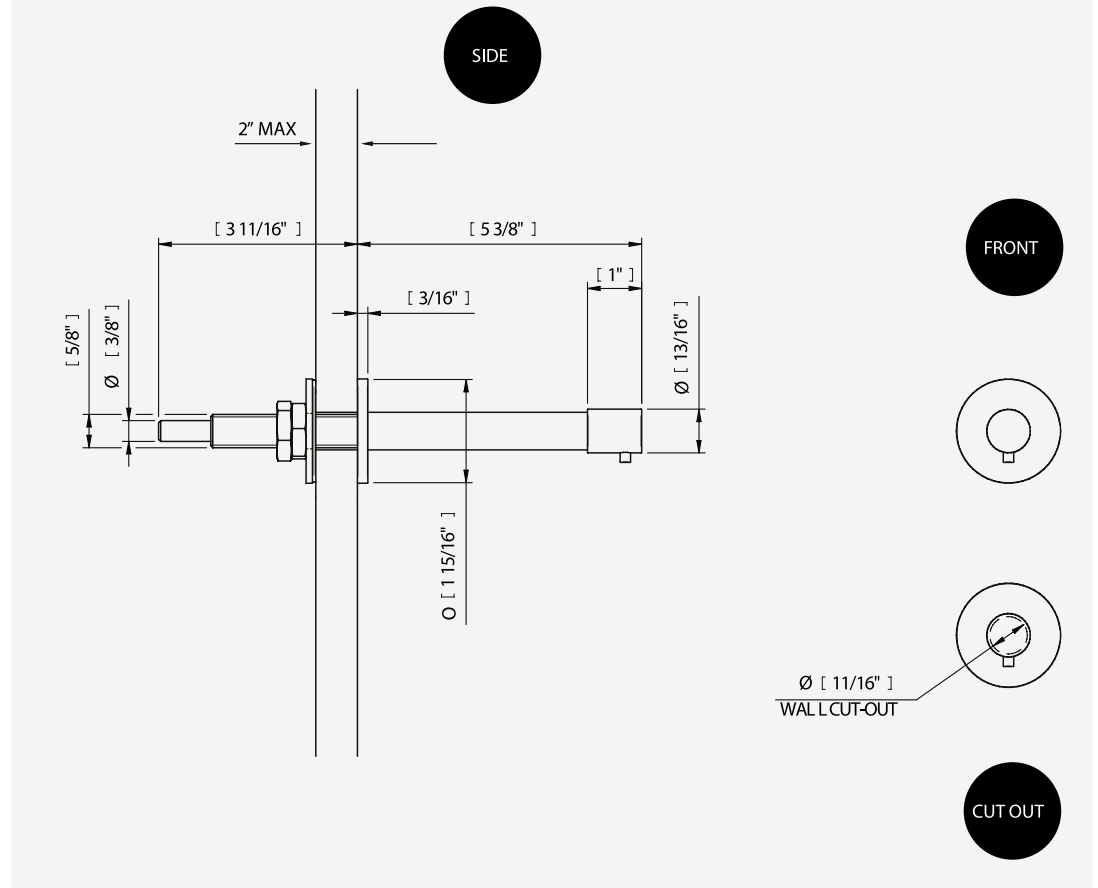
Straight push-in pipe connector

Not Included

Soap

Soap reservoir

Soap feed system



+ Technical Drawing**Warranty & Replacement Parts**

TSL backs every fixture with a lifetime guarantee against material defect.

For warranty terms and conditions please visit www.thesplashlab.com/usa/warrantyFor replacement parts, please contact The Splash Lab at info.usa@thesplashlab.com for further information.**Part****Code**

5L multi-feed soap system w/ 1-4 leads

LST,1-4

Related Products**Radius ADA Grab Bars**

TSL.GR.45.36

Radius Sensor Faucet

TSL.882.CP

Radius ADA Grab Bars

TSL.GR.45.36.BR