


Tile Faced Access Panel

TSLP.210003

The TSLP.210003 is a tile faced access panel with a beaded frame, designed to fit into a structural membrane of a joint-less plasterboard wall system.

+ TSLP.210003



Technical data

Material	0.9mm zintec steel
Colour	RAL 9010
Fire Rating	Non-fire rated
Shape	Square
Usage	Walls
Hinge	Concealed pin hinge
Lock	Budget lock, opened by the provided multi-purpose key
Frame	25mm
Depth	60mm - (Ensure there is enough clearance before installing)
Included components	3-way utility Key
Access panel infill	Moisture board infill capable of supporting a weight of 32kg per square meter

Standard stock sizes

This is a bespoke product and will be manufactured to your exact specification. bespoke sizes available- please enquire info.uk@thesplashlab.com

Installation requirements

Make sure the structural opening is at least 5mm larger than the back of frame size, back of frame size. E.G a 600 x 600mm panel size requires a 605 x 605mm hole size.

Open the panel using the budget lock key provided and place it into the aperture without opening the door.

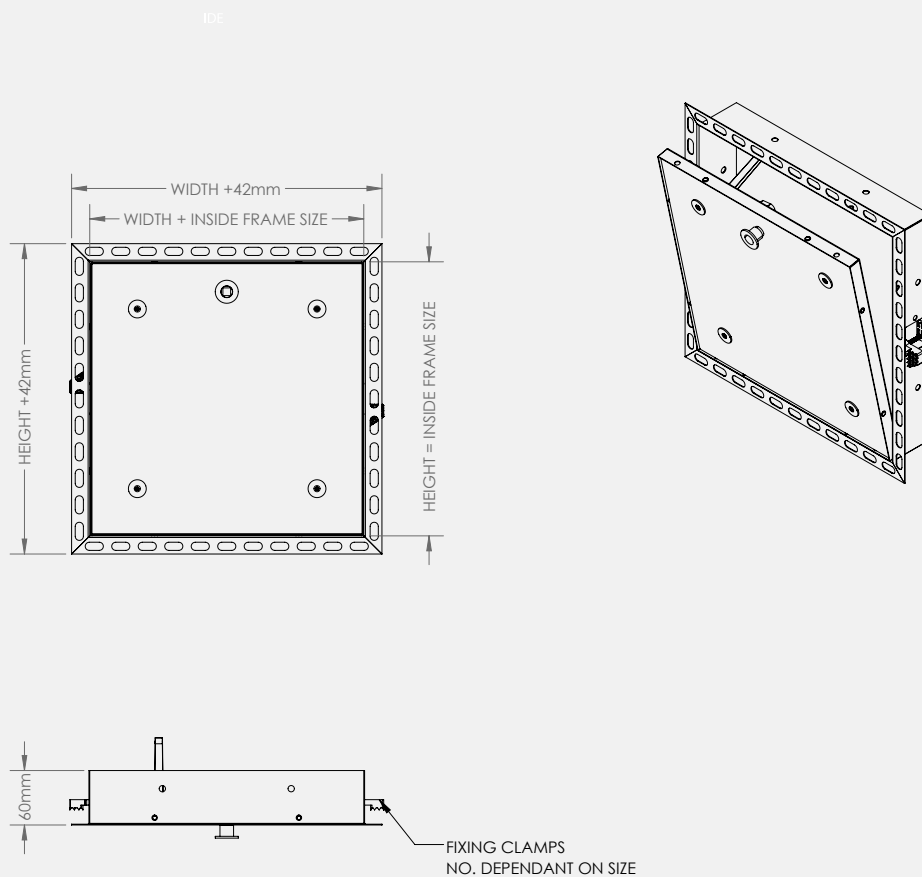
Tighten the device via the fixing screw behind the door leaf to clamp on the back of the plasterboard (The device covers boards from 8mm to 32mm)

When tiling, ensure the tiles do not overhang the frame or door as this will cause damage to the tiles.

Key components

Tile Faced Access Panel
TSLP.210003

+ Technical drawing



Warranty + spare parts


For warranty terms and conditions please visit www.thesplashlab.com

If additional spare parts are required and are not listed above, please contact us at info.uk@thesplashlab.com

Related products



Metal Faced Access Panel
TSLP.210001



Plasterboard Faced Access Panel
TSLP.210002