

# Recessed Access Mirror

TSL.MR50

The TSL.MR50 is a hinged, recessed mirror frame, designed to allow maintenance access to any essential behind-the-wall system without the need to remove fitted elements. The mirror panel is available as standard or with additional ambient backlighting.

Finish	Codes
● Black Powder Coat	TSL.MR50.BK
○ White Powder Coat	TSL.MR50.WH

+ TSL.MR50



**Technical Data**

---

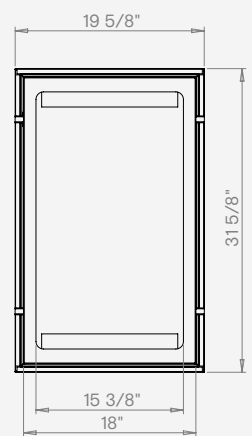
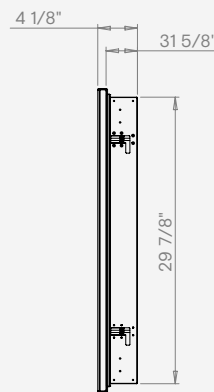
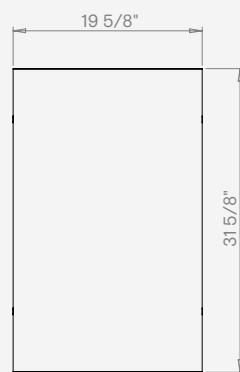
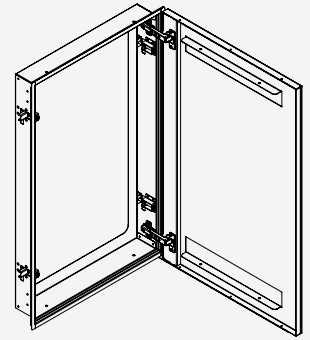
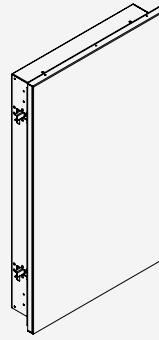
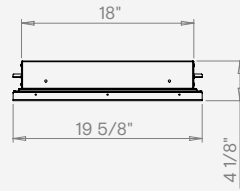
Material	1.4509 Stainless Steel	
Dimensions	W.19 5/8" x H.31 5/8" x D.4 1/8"	
Finish	Matte black or white powder coated	
Wall Cut-out Sizes	With backlighting:	W.18 1/4" x H.30 1/8"
	Without backlighting:	W.18 7/8" x H.30 3/4"

---

## Key Components/Spare Parts

Recessed Access Mirror  
TSL.MR50

### + Technical drawing




## Warranty & Spare Parts

For warranty terms and conditions please visit [www.thesplashlab.com](http://www.thesplashlab.com)

If additional spare parts are required and are not listed above, please contact us at [info.us@thesplashlab.com](mailto:info.us@thesplashlab.com)

## Related Products



**PVD Mirror / Circular**  
TSL.MR10



**PVD Mirror / Rectangular**  
TSL.MR20