

The Channel Faucet

TSL.C.060

With an acoustically insulated and powerful blower unit, the Channel Hand Dryer offers a quiet user experience with fast and efficient drying times. Furthermore, with a touch free sink mounted system, there are no longer and drips carried across your restroom floors.

| Finish | Codes |
|----------|--------------|
| ● Black | TSL.C.060.BK |
| ● Brass | TSL.C.060.BR |
| ● Satin | TSL.C.060.CS |
| ● Copper | TSL.C.060.CP |
| ● Chrome | TSL.C.060.C |


+ Satin




+ Black



+ Brass



+ Copper



+ Chrome



Technical Data

| | |
|---------------------------------|--|
| Voltage | 110 - 120 ac; 50/60Hz |
| Current draw | 7.6-8.4A |
| Power consumption | 0.84-1.0kW |
| Standby power | 0.3- 0.4W |
| Drying time | <15 seconds |
| Weight | 17 lb |
| Material | AISI 316 stainless steel |
| Noise levels | 68.6dB |
| Heating element | 500W |
| Motor type | Brush type; dual ball bearings |
| Motor power | 500-350W |
| Air speed | 364 ft/s |
| Air flow | 27.6 cu ft/min |
| Sensor range | 5" +/- 1" |
| Security cut-off time | 60 seconds |
| Motor thermal protection heater | Auto resetting thermostat set at 203° F |
| Thermal protection | Auto resetting thermostat set at 185° F Thermal cutout fuse set to 288° F |
| Insulation | Class 1 |
| IP rating | IP35 |
| Approvals | CE, UL, cUL, RoHS, ADA |
| Filter | 1 year parts and labor 3M filter assembly (HEPA filter is available for this product, please enquire for technical information) |
| Force load capacity | 88 - 110 lbs |

Installation Requirements

| | |
|------------------------|--|
| Wall cut-out (dia.) | 1 3/16" diameter |
| Maximum wall thickness | 1 3/8" |
| Anti-rotation collar | Included |
| Reflective surfaces | Not to be installed above highly polished basins |
| Access requirements | Motor to be accessible at all times for servicing |
| Cabling | 15A fused branch circuit is required |
| Power supply | It is recommended that the sensors are installed on their own circuit to avoid interference from other power demands. (i.e lighting) |

Compliance & Certificates

CE

UL

cUL

RoHS

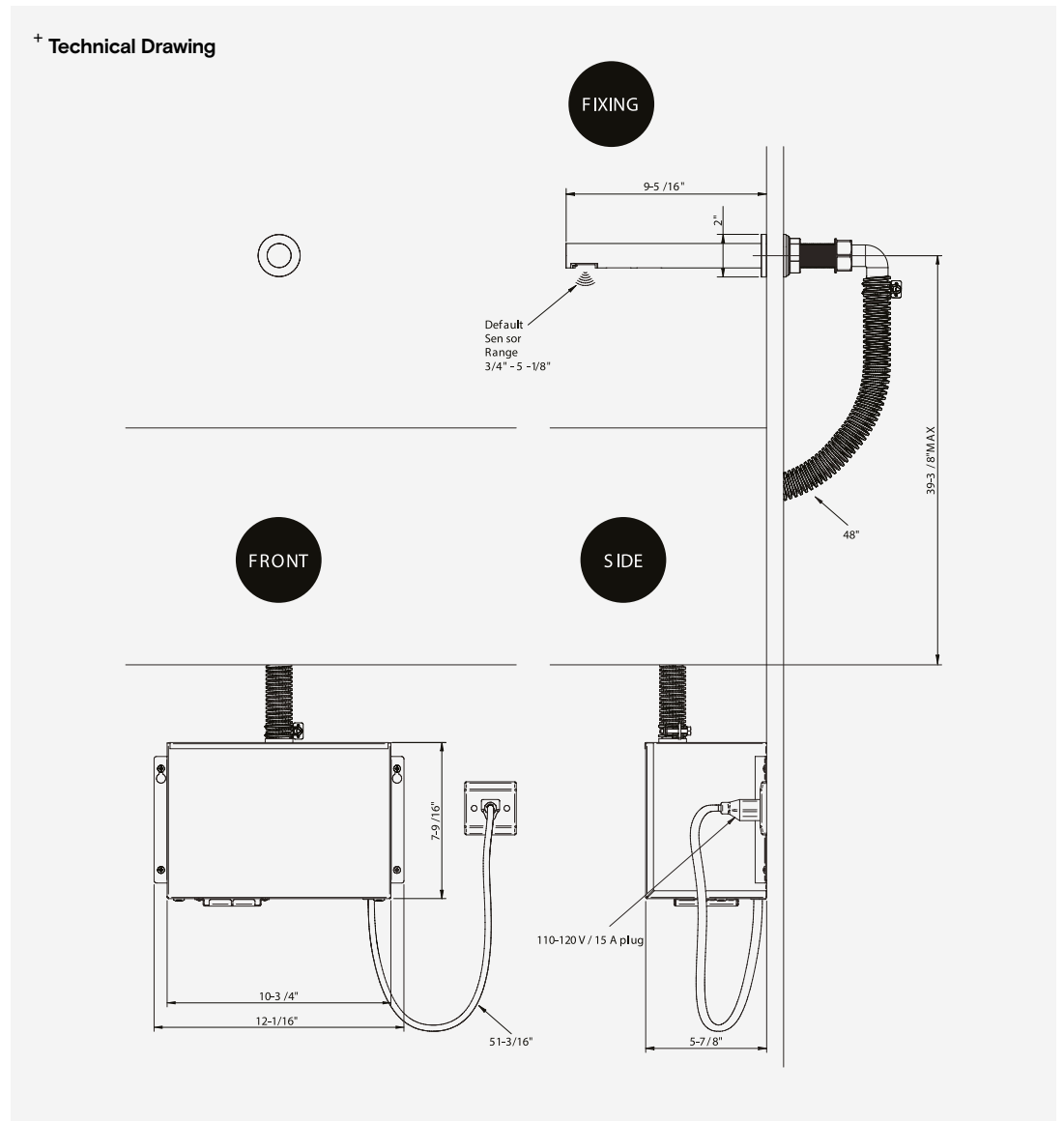
ADA

Included

Dryer head assembly
Hand dryer motor unit
Power cable
Pad
Gasket
Washer
Fixing nut
Angled pipe
Motor mounting screws
Hex wrench
Air hose

Not Included

HEP filter
A 15A fused supply (must be provided prior to installation)
Optional faceplate (specified separately)



Warranty

TSL backs every fixture with a lifetime guarantee against material defect in the finish.
For warranty terms and conditions please visit www.thesplashlab.com/usa/warranty

Replacement Parts

Please contact The Splash Lab at info.usa@thesplashlab.com for further information.

| Part | Codes |
|--------|-------------|
| Sensor | TSLP.230289 |

Related Products



The Channel Soap Dispenser
TSL.C.040



The Channel Faucet
TSL.C.050