

# The Channel Faucet

TSL.C.050

Fully compatible with the The Splash Lab Soap Refill System, the automatic foaming nozzle reliably produces a precise dose of soap every time. The system is easily maintained, with a foaming nozzle that is simple and quick to replace.

Finish	Codes
● Black	TSL.C.050.BK
● Brass	TSL.C.050.BR
● Satin	TSL.C.050.CS
● Copper	TSL.C.050.CP
● Chrome	TSL.C.050.C


**+ Satin**




**+ Black**



**+ Brass**



**+ Copper**



**+ Chrome**



## Technical Data

Weight	2 lb 3 oz
Recommended soap viscosity	Foam soap - <10cPs. Not suitable for liquid soaps, alcohol gels or hand sanitisers.
Stainless steel grade	AISI 316 Stainless steel
Sensor range Preset	5-2 9/32"±19/32" (non adjustable)
Power supply - Mains	Input: 100 - 240V AC; 50 - 60Hz Output: 6V DC; 1.5A, 9W max
Power supply - Battery	6V Type AA x 4 pcs Alkaline (not included)
Standby power	9mA
Recommended soap system	The Splash Lab automatic soap feed system
Force load capacity	88 - 110 lbs

## Installation Requirements

Wall cut-out (dia.)	7/8" diameter
Maximum Countertop Thickness	1 3/8"
Anti-rotation collar	Included
Reflective surfaces	Not to be installed above highly polished basins
Access requirements	Pumps and transformers must be accessible at all times for servicing
Cabling	IP68 rated transformer; low voltage push fit connector to soap dispenser
Power supply	Hard wired connection to mains branch circuit, It is recommended that the sensors are installed on their own circuit
Sensor distance	To avoid continuous dispensing, install this fixture with at least 7" of clearance beneath the sensor. Ensure the dispensing head is positioned over the interior plane of the basin.

## Compliance & Certificates

CE

UL

cUL

RoHS

ADA

### Included

Channel sensor faucet head

Mains power supply

Solenoid valve

Pad

Gasket

Washer

Fixing nut

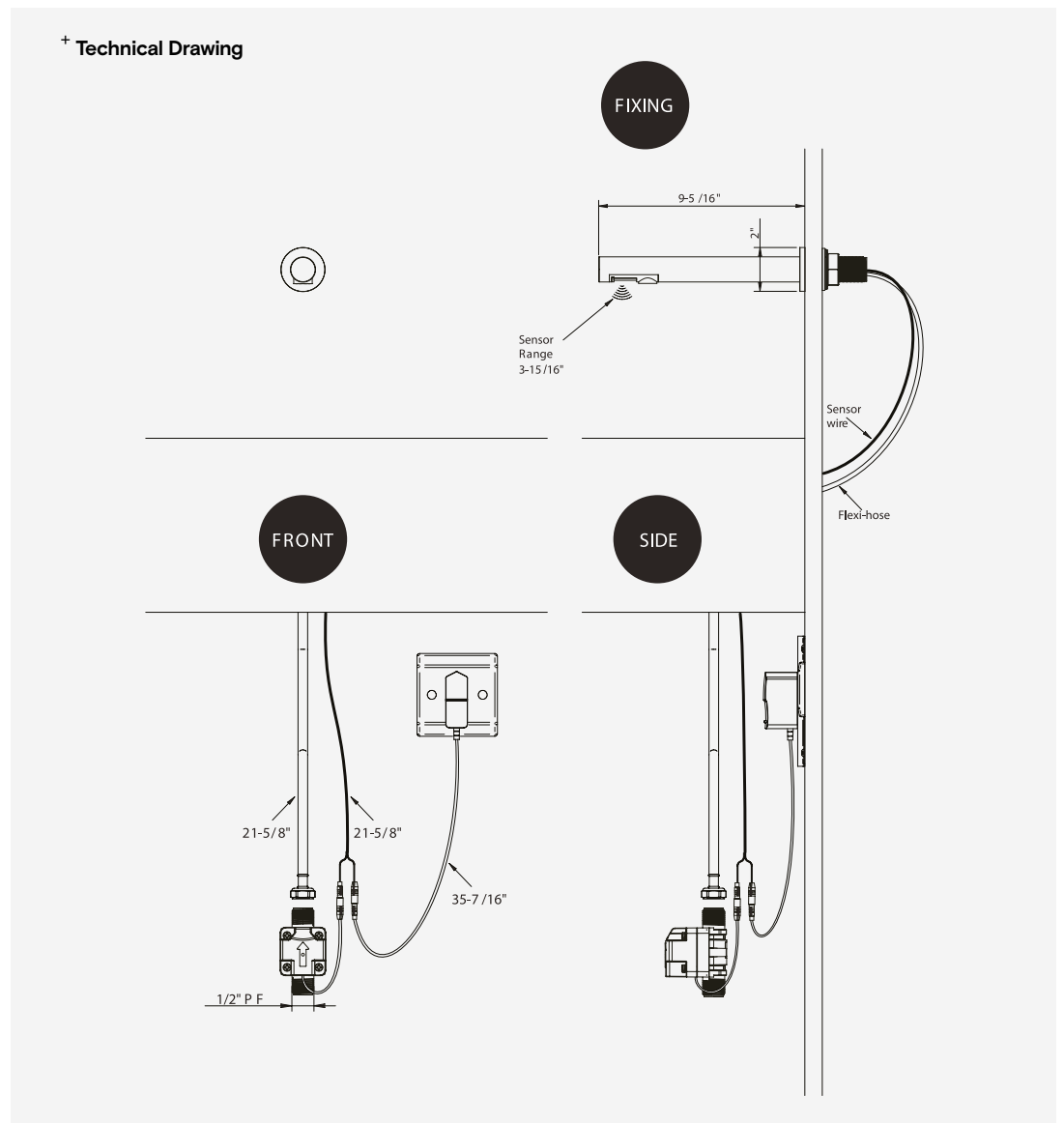
Flow restrictor

Flex hose - 300mm

### Not Included

Premixed water (must be supplied prior to installation)

Optional faceplate (specified separately)



### Warranty

TSL backs every fixture with a lifetime guarantee against material defect in the finish.

For warranty terms and conditions please visit [www.thesplashlab.com/usa/warranty](http://www.thesplashlab.com/usa/warranty)

### Replacement Parts

Please contact The Splash Lab at [info.usa@thesplashlab.com](mailto:info.usa@thesplashlab.com) for further information.

Part	Codes
Sensor	TSLP.230288
Plug-in Power Supply	TSLP.230284

### Related Products



**The Channel Hand Dryer**  
TSL.C.060



**The Channel Soap Dispenser**  
TSL.C.040