

TSL974

coat hook

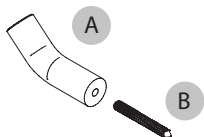
installation + maintenance

+
THE
SPLASH
LAB

contents

3	Box Contents
3	Technical Data
4	Before You Install
5	How to Install
6	Cleaning
7	Warranty
Back Cover	Contact Details

box contents



A	Coat Hook
B	Fixing screw

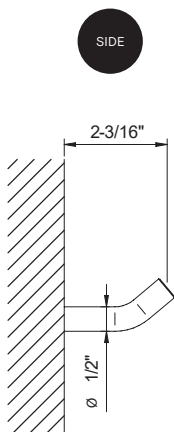
technical data

Finishes	CS (Brushed satin stainless steel) CP (Brushed copper finish) BK (Brushed black finish) BZ (Brushed bronze finish) BR (Brushed brass finish)
Weight	5oz
Stainless steel	304AISI
Warranty	2 years from date of purchase

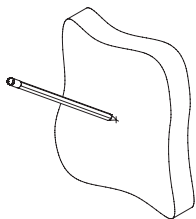
before you install

Location

The coat hook is to be fixed to a firm wall surface, with fixings appropriate to the wall substrate.

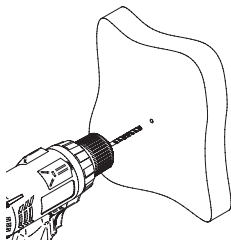


how to install



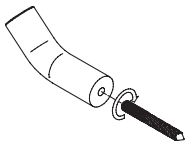
1

Mark the proposed position of the hook on the wall.



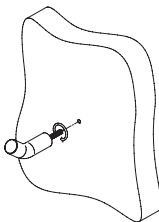
2

Drill the wall, taking care not to drill through the panel, especially when fitting to toilet cubicle partitions.



3

Screw the machine-screw end of the wood-metal dowel into the body of the hook.



4

Screw the assembled coat hook into the previously drilled hole in the wall or panel

cleaning

All grades of stainless steel will stain or discolour if due care and attention is not taken. The surface must be regularly cleaned to ensure a long service life of the coat hook.

Use a soft cloth or sponge with a mild solution of soapy water as part of the regular washroom janitorial routine. Do not use abrasive or cream cleaners as these will damage the surface finish.

If the hook is subjected to a highly chlorinated environment eg swimming pools or marine coastal locations, a further treatment, in addition to the regular cleaning as described above, is recommended by the application of a household cleaning product containing silicone.

If further information is required, contact The Splash Lab technical team for more detailed stainless steel care guidelines.

warranty

We believe the future is personal. With a global mindset, we challenge conventional restroom norms via product innovation to create considered washroom solutions for corporate and educational spaces. We use rich raw materials, cutting-edge automation and considered washroom design to powerfully and positively influence the lives of people. We are The Splash Lab.

Demonstrating our commitment to quality and our belief in the strength of our designs, we can offer the following warranties.

The Splash Lab will warrant that its products will be free of manufacturing and material defects during normal use and environmental conditions as detailed below:

Coat hook 2 years' parts & labour

If a defect is found in normal use, The Splash Lab. will, at their discretion, repair, provide a replacement part or product, or make appropriate adjustments. Damage caused by accident, misuse, or abuse is not covered by this warranty. Improper care and cleaning will void the warranty.

Non-operation of the product due to environmental conditions beyond our control, installation error, incorrect maintenance, water quality, fair wear and tear, incorrect or inappropriate installation, misuse and abuse is not covered by the warranty.

Proof of purchase (original sales receipt) must be provided to The Splash Lab with all warranty claims.

The above warranty is valid for goods supplied within North America.

For goods supplied outside of North America, The Splash Lab will honour the above stated warranty periods for the parts only.

THE SPLASH LAB DISCLAIM ANY LIABILITY FOR SPECIAL, INCIDENTAL OR CONSEQUENTIAL DAMAGES.

contact



General information

info@thesplashlab.com

+1 310 410 5008

Technical support

technical@thesplashlab.com

For further contact information visit:

www.thesplashlab.com

