



Sensor Deck Mounted Soap Dispenser

TSL.420

The TSL.420 is a stainless steel deck mounted soap dispenser, available in a variety of coloured finishes, with a sleek minimalist design.

Finish	Codes	LRV*
● Satin	TSL.420.CS	58
● Black	TSL.420.BK	3
● Brass	TSL.420.BR	40
● Copper	TSL.420.CP	19
● Chrome	TSL.420.C	75

Light Reflectance Value*



Technical Data

Weight	2lb 4oz
Material	AISI 304 Stainless Steel
Power supply - Mains	Input: 100 - 240V AC; 50 - 60Hz Output: 6V DC; 1.5A, 9W max
Power Supply - Battery	6V Type AA x 4 pcs Alkaline (not included)
Standby power	9mA
Standard discharge	0.04 oz
Coating type	PVD (colours only)
Recommended soap type	Foam soap - <10cPS viscosity. Not suitable for liquid soaps, alcohol gels or hand sanitisers
Soap reservoir capacity	35 oz (standard) 175 oz (optional remote feed)
Sensor range	Preset 2.75" (adjustable using separate controller if required) Max range 15.75" Min range 2.36"
Sensor type	Infrared
Response time (max)	< 300ms
Security cut-off time	30 seconds
Cable lengths	Connection to sensor cable - tbc Connection to fused supply - tbc

Installation requirements

Countertop cut-out size	ø 0.98"
Maximum countertop thickness	1.97"
Access requirements	Power supply units and pump units must be accessible at for initial installation & commissioning for ongoing/routine maintenance.
Washroom layout	Soap pump and reservoir must be accessible for installation, commissioning and on going maintenance.
Power supply	3amp fused spur to be connected to IP68 transformer supplied; low voltage push fit connector to dispenser. It is not recommended that sensor-operated soap dispensers are connected to an occupancy circuit.

Included

Sensor Deck Mounted Soap Dispenser

Dispenser head assembly

Fixing nut

Anti rotation washer

O ring

Base collar

Soap reservoir

Soap supply pipe - 3 metres

Power Supply Unit (PSU)

Soap foamer pump unit

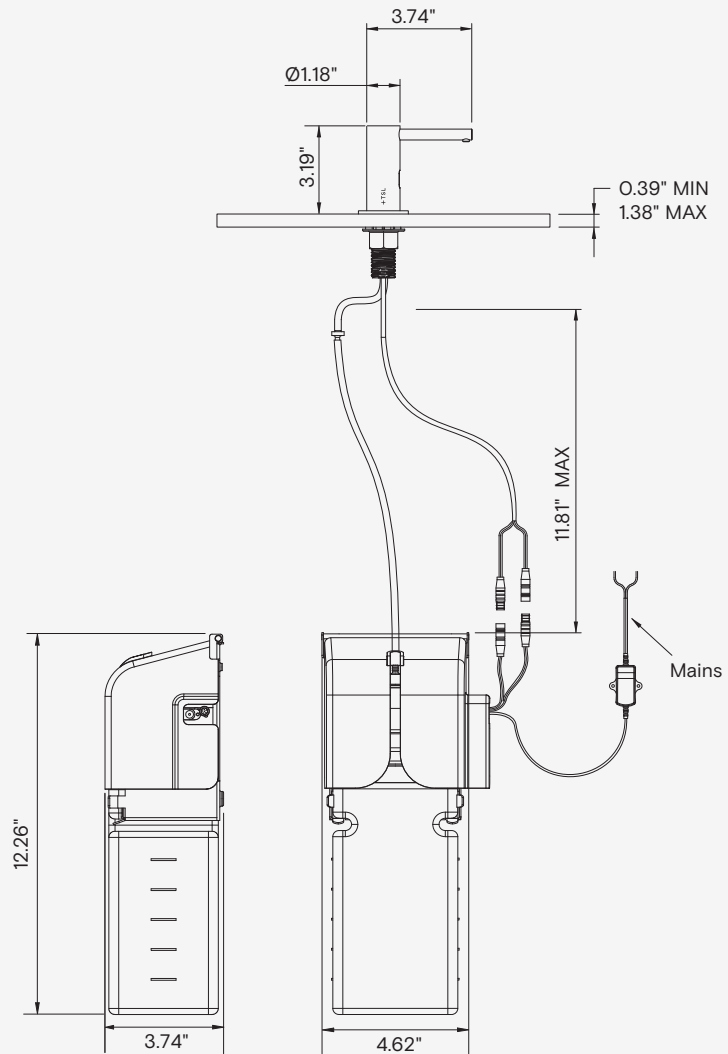
Pump unit mounting bracket

Soap foaming chamber pipeset

Warranty

1 Year parts and labour

+ Technical drawing



Spare parts

If a situation arises where you require replacement components outside of a maintenance contract, there may be provision to obtain spare parts. Providing the components are under warranty and the parts have become non-functioning during normal use within their assumed usable life, they may be replaced. Should a replacement mains power supply be required it is imperative that an identical type is used. Contact **The Splash Lab** for further information.

Part	Codes
Soap Foamer Pump	TSLP.230311
IR Sensor Soap	TSLP.260013

Related products



Sensor Deck Mounted Tap / Large
TSL.960



Sensor Deck Mounted Tap / Small
TSL.990