





Straight Door Handle

TSL.H25

Our linear straight door handle in an easily sanitised satin finish. Made from high grade stainless steel. The streamlined handle offers a tactile grip for a sturdy grasp. Also available in four PVD colourised finishes.

Finish	Codes	LRV*
● Satin	TSL.H25.CS	58
● Black	TSL.H25.BK	3
● Brass	TSL.H25.BR	40
● Copper	TSL.H25.CP	19
● Bronze	TSL.H25.BZ	17



Door handle (pair)

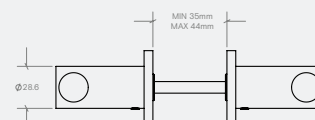
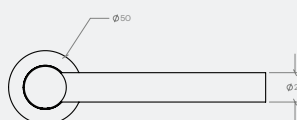
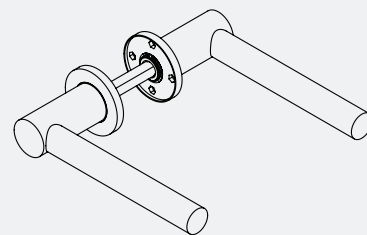
1x	85mm x 5mm square spindle
1x	60mm M4 bolt through (pair)
4x	No.6 wood screws

Material	Stainless steel
Steel grade	AISI316

1 year limited warranty

Technical drawing of a mechanical part, likely a bracket or support. The drawing shows a side view with the following dimensions:

- Overall width: 164.3
- Distance from the left edge to the center of the vertical section: 135.7
- Overall height: 65
- Distance from the top edge to the center of the horizontal section: 44
- Small dimension on the left: 6



For warranty terms and conditions please visit www.thesplashlab.com
If additional spare parts are required and are not listed below, please contact us at info.uk@thesplashlab.com


Must be mounted to an appropriate hard surface
The Splash Lab is not responsible for improper installation or misuse.

The image shows two views of a door handle. The left view is a side profile of a cylindrical handle with a horizontal grip. The right view is a top-down perspective of the same handle, showing a circular base with a small red indicator light on the right side.

T-bar Thumbturn with Indicator
TSL.H11



Wall Mounted Doorstop
TSL.H32



Double Toilet Roll Holder
TSL46