



Curved Door Handle

TSL.H20

A simple and smooth curved door handle in an easily sanitised satin finish. The sculpted contour handle hugs the palm for an even grasp. Made from high grade stainless steel. Also available in four PVD coloured finishes.

Finish	Codes	LRV*
● Satin	TSL.H20.CS	58
● Black	TSL.H20.BK	3
● Brass	TSL.H20.BR	40
● Copper	TSL.H20.CP	19
● Bronze	TSL.H20.BZ	17



Door handle (pair)

1x 85mm x 5mm square spindle

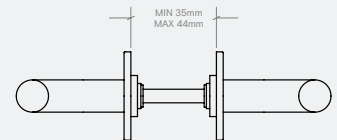
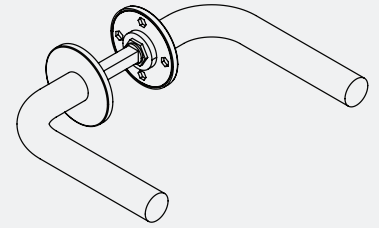
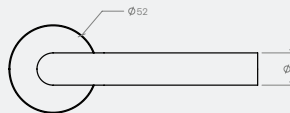
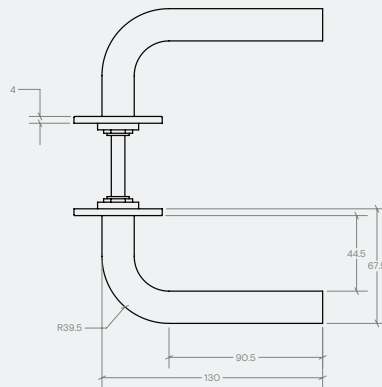
1x 60mm M4 bolt through (pair)

4x No.6 wood screws

Material	Stainless steel
Steel grade	AISI316

1 year limited warranty

⁺ Technical drawing



Spare parts

For warranty terms and conditions please visit www.thesplashlab.com


If additional spare parts are required and are not listed below, please contact us at info.uk@thesplashlab.com

Installation requirements


Must be mounted to an appropriate hard surface

The Splash Lab is not responsible for improper installation or misuse.

Related products



Radius Thumbturn with Indicator
TSL.H11



Radius Doorstop
TSL.H34



Double Toilet Roll Holder
TSL46