

Channel Hand Dryer

TSL.CO61

With an acoustically insulated and powerful blower unit, the Channel Hand Dryer offers a quiet user experience with fast and efficient drying times. Furthermore, with a touch free sink mounted system, there are no longer any drips carried across your washroom floors.


Finish	Codes	LRV*
● Satin	TSL.CO61.CS	3
● Black	TSL.CO61.BK	40
● Brass	TSL.CO61.BR	58
● Copper	TSL.CO61.CP	17
● Bronze	TSL.CO61.BZ	19

*Light reflectance value

+ Satin




+ Black




+ Brass



+ Copper



+ Bronze



Technical Data

Voltage	220-240V ac; 50/60Hz
Current draw	3.8-4.2A
Power consumption	0.84-1.0kW
Standby power	0.3-0.4W
Drying time	<15 seconds
Weight	8kg
Material	316 Stainless steel
Noise levels	68.6dB
Heating element	500W
Motor type	Brush type; dual ball bearings
Motor power	500-350W
Air speed	93-110 m/s
Air flow	59 m ³ /h
Sensor range	120±20 mm
Security cut-off time	60 seconds
Motor thermal protection	Auto resetting thermostat set at 95°C
Heater thermal protection	Auto resetting thermostat set at 85°C / Thermal cutout fuse set to 142°C
Insulation	Class 1
IP rating	IP35
Filter	3M filter assembly (HEPA filter is available for this product, please enquire for technical information)

Continued on following page

Installation requirements

Counter-top cut-out (diameter)	Ø30mm
Maximum countertop thickness	Ø50mm
Anti-rotation collar	Included
Reflective surfaces	Not to be installed above highly polished basins
Access requirements	Motor to be accessible at all times for servicing
Cabling	8A fused branch circuit is required
Power supply	It is recommended that the sensors are installed on their own circuit to avoid interference from other power demands. (i.e lighting)
Recommended Spacing	If the Channel Dryer is installed with other units from the Channel system, it is advised to install the Tap in the centre with dryer 200mm to the right and the Soap Dispenser 150mm to the left.

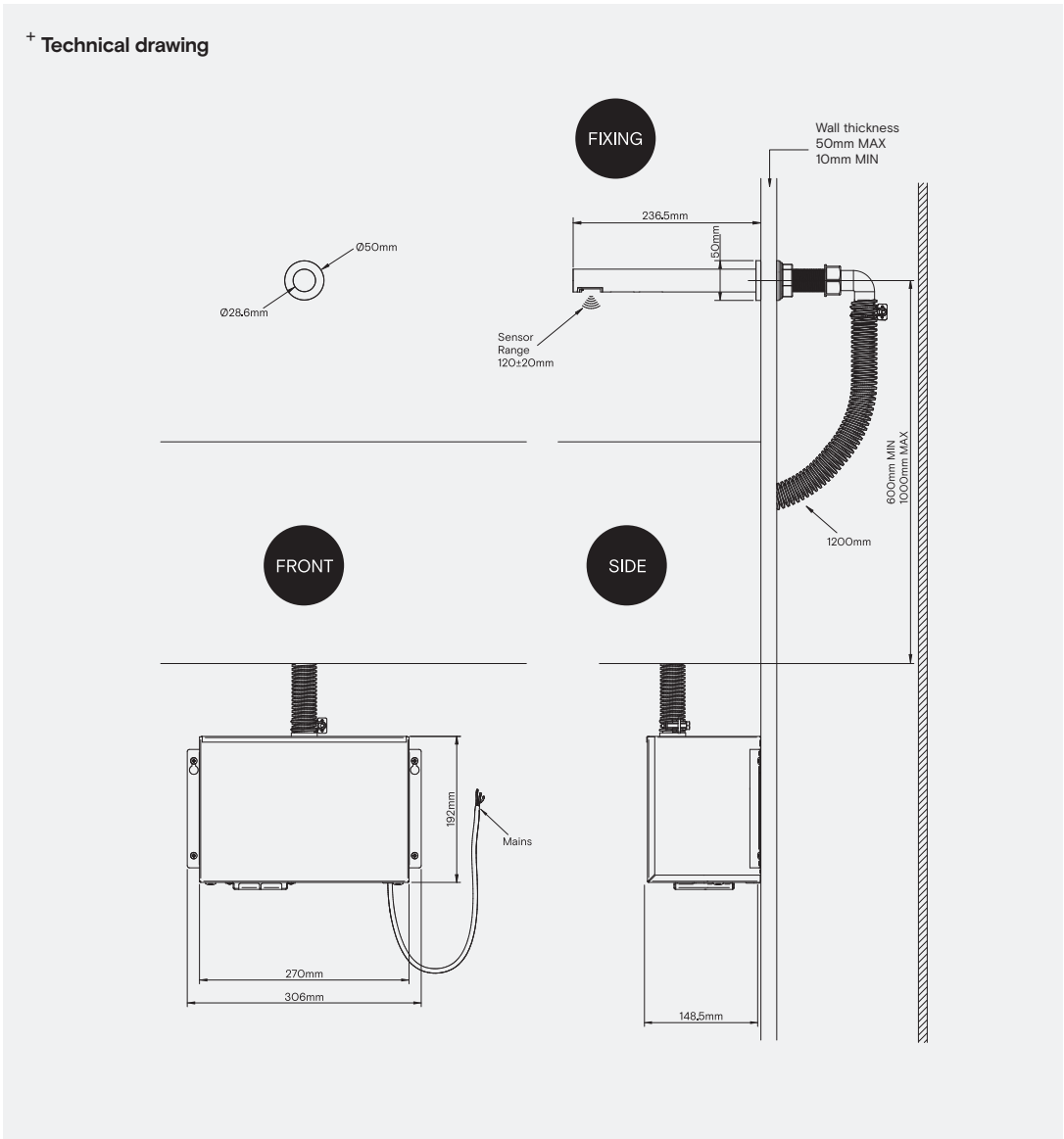
Compliance certificates

CE
UL
RoHS
UKCA



Continued on following page

Included
Dryer head assembly
Hand dryer motor unit
Power cable
Pad
Gasket
Washer
Fixing nut
Angled pipe
Motor mouting screws
Hex wrench
HEPA filter (Optional)
Air hose



Warranty & Spare parts

For warranty terms and conditions please visit www.thesplashlab.com
If additional spare parts are required and are not listed below, please contact us at info.uk@thesplashlab.com

Related products

		
Channel Soap Dispenser TSL.CO41	Channel Sensor Tap / 230mm TSL.CO51	Channel Sensor Tap / 170mm TSL.CO52