

Channel Sensor Tap / 230mm

TSL.C051

Wall mounted sensor operated tap with robust body construction for all types of projects. Available mains. To be used in conjunction with the Channel dryer and soap dispenser for optimum efficiency.


Finish	Codes	LRV*
● Satin	TSL.C051.CS	3
● Black	TSL.C051.BK	40
● Brass	TSL.C051.BR	58
● Copper	TSL.C051.CP	17
● Bronze	TSL.C051.BZ	19

*Light reflectance value

+ Satin




+ Black




+ Brass



+ Copper



+ Bronze



Technical Data

Minimum operating pressure	7 - 87 psi dynamic pressure
Flow rate	1.9 litres/minute - 3.8 litres/minute - 1.3 litres/minute optional
Weight	1.2kg
Stainless steel grade	316 Stainless steel
Sensor range	Preset 120±20mm (adjustable). Min range 50mm - Max range 150mm
Comfort delay	2 seconds
Security cut-off	60 seconds
Power supply - mains	Input: 100-240V ac; 50/60Hz Output: 6V DC; 0.5A,3W max
IP Rating	IP35
Security Cut-off	60 seconds

Installation requirements

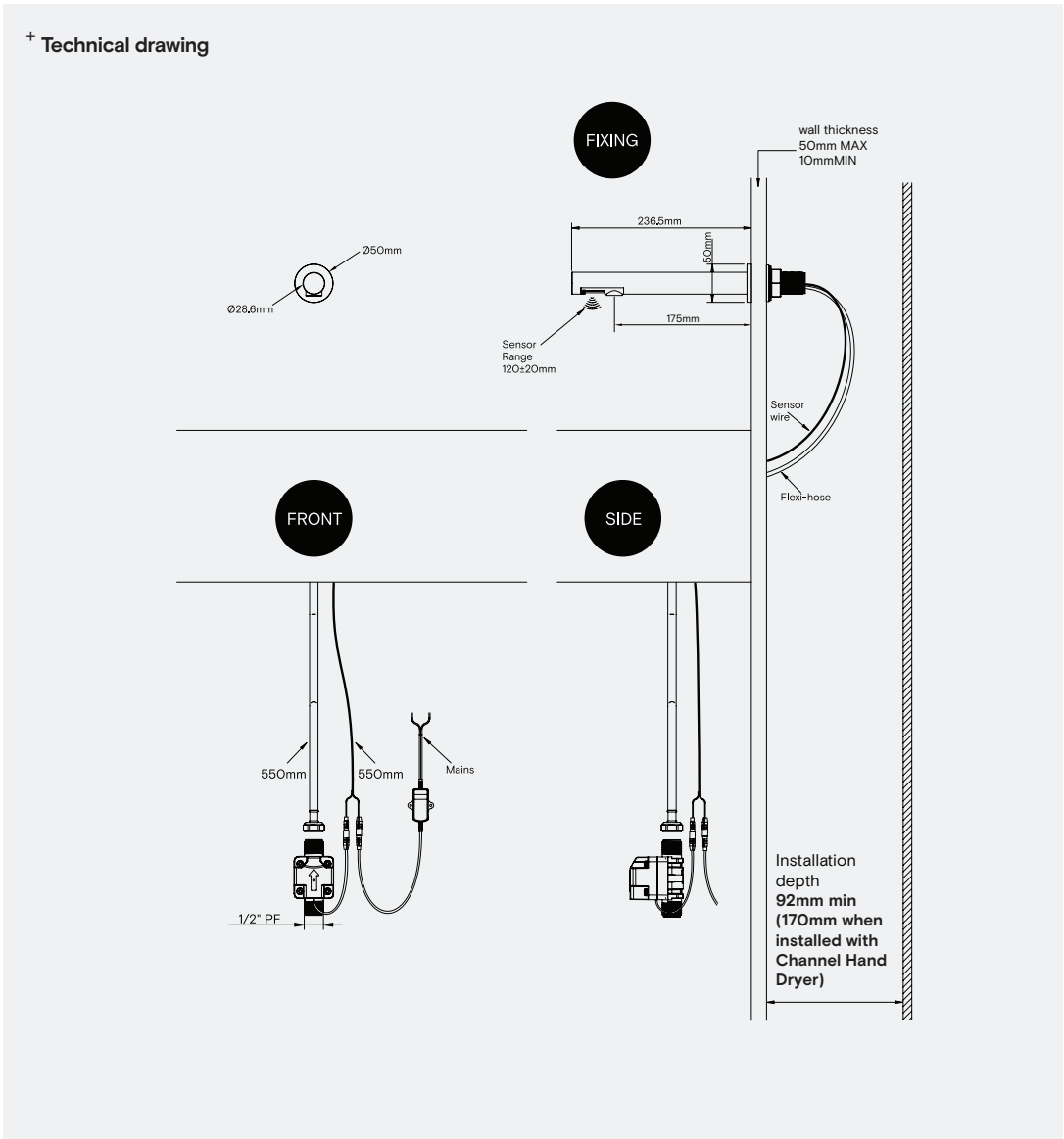
Counter-top cut-out (diameter)	Ø30mm
Maximum countertop thickness	50mm
Anti-rotation collar	Included
Reflective surfaces	Not to be installed above highly polished basins, or waste outlets
Access requirements	Solenoids and transformers must be accessible at all times for servicing
Cabling	Low voltage push fit connector to tap
Power supply	For the mains power option, it is recommended that the sensors are installed on their own circuit to avoid interference from other power demands.
Recommended Spacing	If the Channel Tap is installed with other units from the Channel system, it should be installed in the centre with the advised spacing of 150mm to the left for the Soap Dispenser and 200mm to the right for the Hand Dryer.

Compliance certificates

ASME A112.18.1	Compliance for assesment for water saving and efficiency
CSA B125.1	Compliance for assesment for water saving and efficiency
NSF/ANSI/CAN 61	Certificate 1506314
WRAS	Certificate 1.4/20608
CE	Certifcate 04/00125
UKCA	
RoHS	
BREAAM	5 Credits



Included
Channel sensor tap head
Mains power supply
Solenoid valve
Pad
Gasket
Washer
Fixing nut
Flow restrictor
Flex hose - 300mm



Warranty & Spare parts

For warranty terms and conditions please visit www.thesplashlab.com
If additional spare parts are required and are not listed below, please contact us at info.uk@thesplashlab.com

Related products



Channel Soap Dispenser
TSL.C041



Channel Sensor Tap / 170mm
TSL.C052



Channel Hand Dryer
TSL.C061