


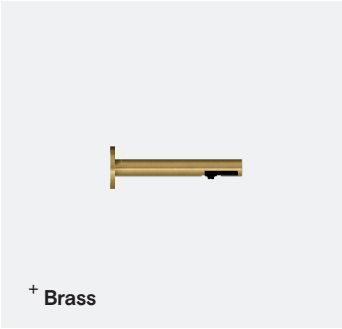

Channel Soap Dispenser

TSL.CO41

Fully compatible with the The Splash Lab Soap Refill System, the automatic foaming nozzle reliably produces a precise dose of soap every time. The system is easily maintained, with the foaming nozzle simple and quick to replace.

| Finish | Codes | LRV* |
|----------|-------------|------|
| ● Satin | TSL.CO41.CS | 58 |
| ● Black | TSL.CO41.BK | 3 |
| ● Brass | TSL.CO41.BR | 40 |
| ● Copper | TSL.CO41.CP | 19 |
| ● Bronze | TSL.CO41.BZ | 17 |

*Light reflectance value



Technical Data

| | | |
|----------------------------|---|------|
| Weight | 1.5kg | |
| Recommended soap viscosity | Foam soap - <10cPs. Not suitable for alcohol gels or hand sanitizers. | |
| Stainless steel grade | 316 Stainless steel | |
| Sensor range Preset | 70±15mm (Not adjustable) | |
| Power supply - Mains | Input: 100-240V ac; 50/60Hz Output: 6V DC; 1.5A, 9W max | |
| Power supply - Battery | 6V Type AA x 4 pcs Alkaline (not included) (Optional) | |
| Standby power | 9mA | |
| Recommended soap system | The Splash Lab automatic soapfeed system | |
| IP Rating | Spout | IPX3 |
| | Mechanism | IPX3 |

Installation requirements

| | |
|------------------------------|---|
| Wall cut-out (diameter) | Ø22mm |
| Maximum countertop thickness | 50mm |
| Anti-rotation collar | Included |
| Reflective surfaces | Not to be installed above highly polished basins, or waste outlets |
| Access requirements | Pumps and transformers must be accessible at all times for servicing |
| Cabling | Low voltage push fit connector to tap |
| Power supply | Hard wired connection to mains branch circuit, It is recommended that the sensors are installed on their own circuit |
| Recommended Spacing | If the Chanel Soap Dispenser is installed with other units from the Channel System, it is advised to install the Tap in the centre, with dryer 200mm to the right and the Soap Dispenser 150mm to the left. |

Compliance certificates

CE

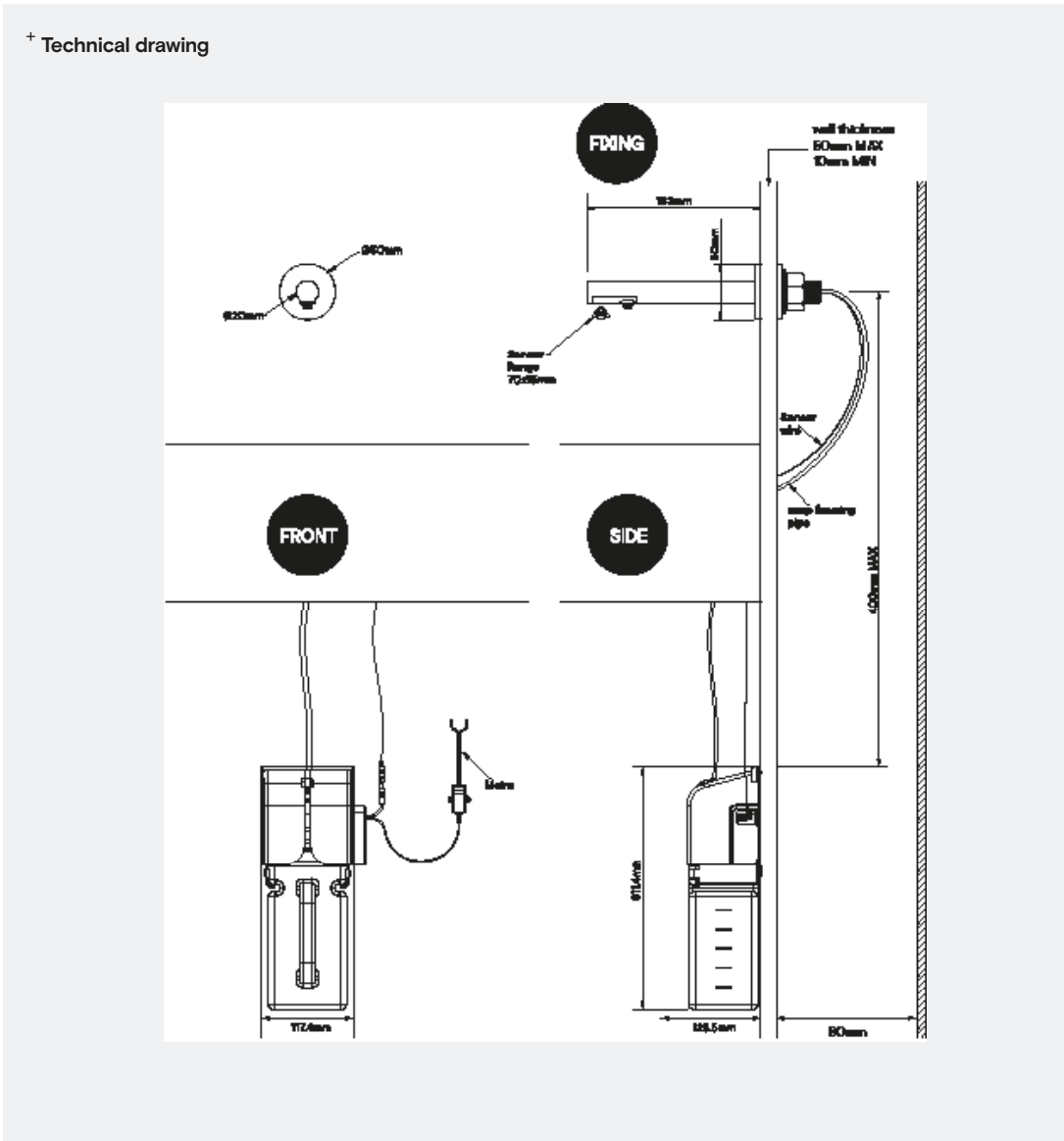
UL

RoHS

UKCA



| Included |
|--------------------------|
| Dispenser head assembly |
| Pad (already installed) |
| Gasket |
| Washer |
| Fixing nut |
| Soap foaming pipe |
| Soap reservoir - 1500ml |
| Hex wrench / soap outlet |
| Soap foamer pump unit |
| Power supply unit |



Warranty & Spare parts

For warranty terms and conditions please visit www.thesplashlab.com
If additional spare parts are required and are not listed below, please contact us at info.uk@thesplashlab.com

Related products

| | | |
|---|--|---|
|  |  |  |
| Channel Sensor Tap / 230mm TSL.C051 | Channel Sensor Tap / 170mm TSL.C052 | Channel Hand Dryer TSL.C061 |