

Channel Soap Dispenser

TSL.CO41

Fully compatible with the The Splash Lab Soap Refill System, the automatic foaming nozzle reliably produces a precise dose of soap every time. The system is easily maintained, with the foaming nozzle simple and quick to replace.


Finish	Codes	LRV*
● Satin	TSL.CO41.CS	3
● Black	TSL.CO41.BK	40
● Brass	TSL.CO41.BR	58
● Copper	TSL.CO41.CP	17
● Bronze	TSL.CO41.BZ	19

*Light reflectance value

+ Satin




+ Black




+ Brass



+ Copper



+ Bronze



Technical Data

Weight	1.5kg	
Recommended soap viscosity	Foam soap - <10cPs. Not suitable for alcohol gels or hand sanitizers.	
Stainless steel grade	316 Stainless steel	
Sensor range Preset	70±15mm (Not adjustable)	
Power supply - Mains	Input: 100-240V ac; 50/60Hz Output: 6V DC; 1.5A, 9W max	
Power supply - Battery	6V Type AA x 4 pcs Alkaline (not included) (Optional)	
Standby power	9mA	
Recommended soap system	The Splash Lab automatic soapfeed system	
IP Rating	Spout	IPX3
	Mechanism	IPX3

Installation requirements

Wall cut-out (diameter)	Ø22mm
Maximum countertop thickness	50mm
Anti-rotation collar	Included
Reflective surfaces	Not to be installed above highly polished basins, or waste outlets
Access requirements	Pumps and transformers must be accessible at all times for servicing
Cabling	Low voltage push fit connector to tap
Power supply	Hard wired connection to mains branch circuit, It is recommended that the sensors are installed on their own circuit
Recommended Spacing	If the Chanel Soap Dispenser is installed with other units from the Channel System, it is advised to install the Tap in the centre, with dryer 200mm to the right and the Soap Dispenser 150mm to the left.

Compliance certificates

CE

UL

RoHS

UKCA



Included

Dispenser head assembly

Pad (already installed)

Gasket

Washer

Fixing nut

Soap foaming pipe

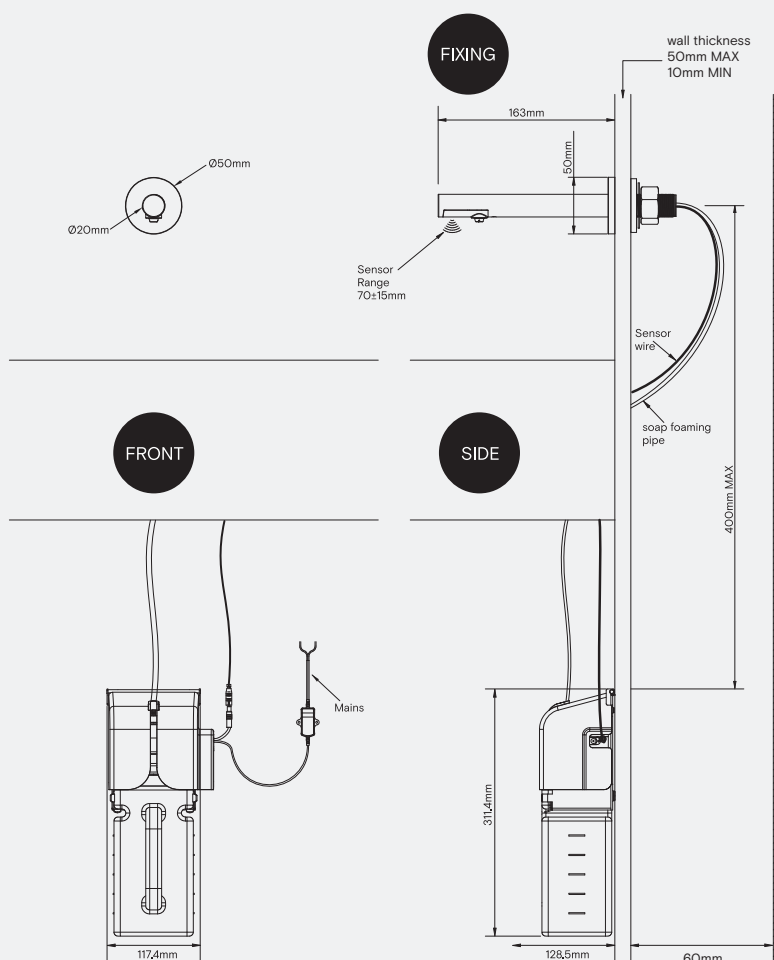
Soap reservoir - 1500ml

Hex wrench / soap outlet

Soap foamer pump unit

Power supply unit

+ Technical drawing



Warranty & Spare parts

For warranty terms and conditions please visit www.thesplashlab.com

If additional spare parts are required and are not listed below, please contact us at info.uk@thesplashlab.com

Related products



Channel Sensor Tap / 230mm
TSL.C051



Channel Sensor Tap / 170mm
TSL.C052



Channel Hand Dryer
TSL.C061