


TSL.GR45.U

Universal Hinged Grab Bar



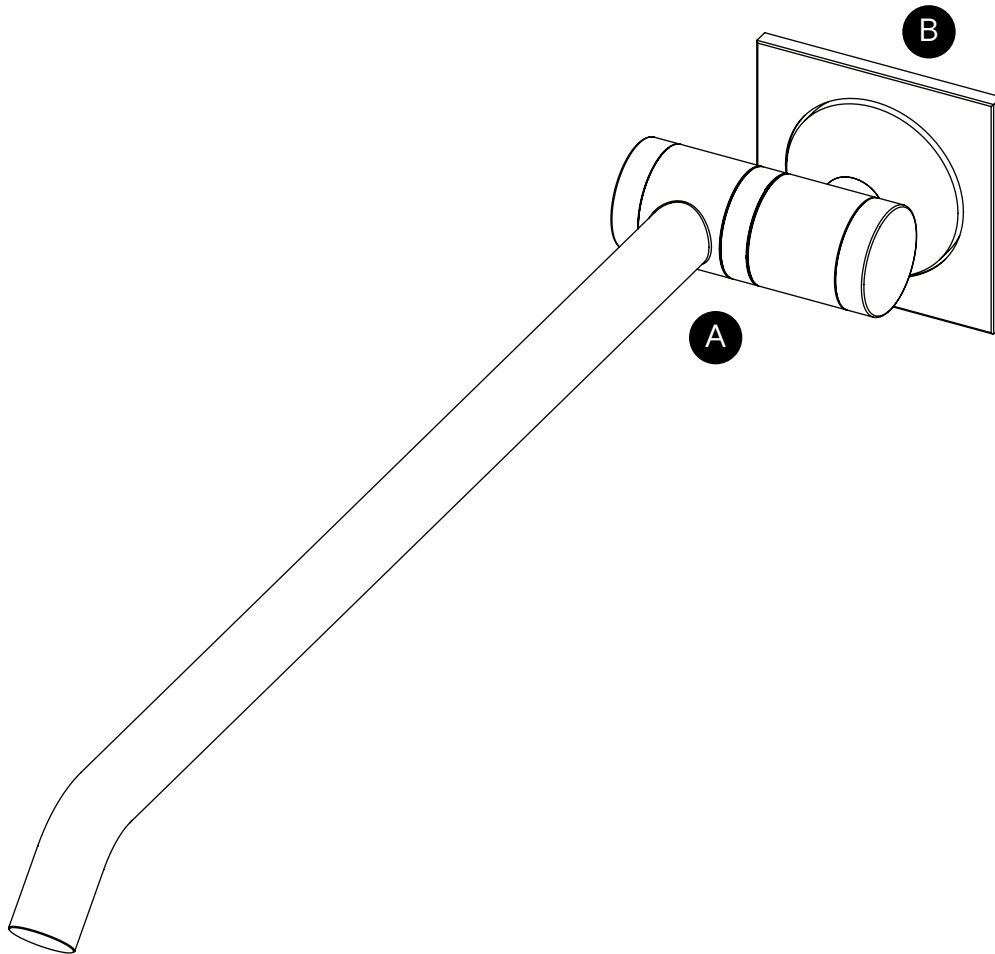
installation + maintenance

+
**THE
SPLASH
LAB**

contents

3	Box contents	
4	Technical data	
5	Before you install	
6	How to install	
7	Operation + maintenance	
8	Warranty	
9	Contact	

Universal Hinged Grab Bar



A TSL.GR45.U Main body

B Cover plate

* Unit ships assembled. Hardware not included.

technical data

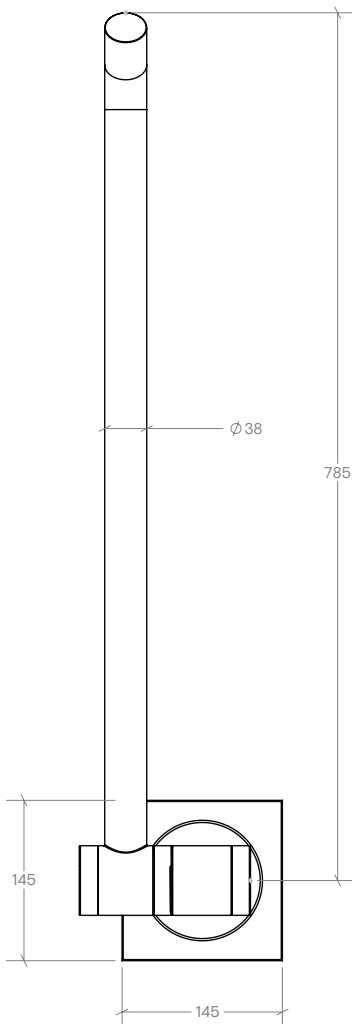
Finishes	CS (Brushed satin stainless steel) BK (Brushed black PVD) BR (Brushed brass PVD) CP (Brushed copper PVD) BZ (Brushed bronze PVD)
Length	857mm
Width	145mm
Height	145mm
Weight	7kg
Load capacity	150kg - 175kg
Stainless steel grade	AISI 304
Warranty	1 year limited warranty

before you install

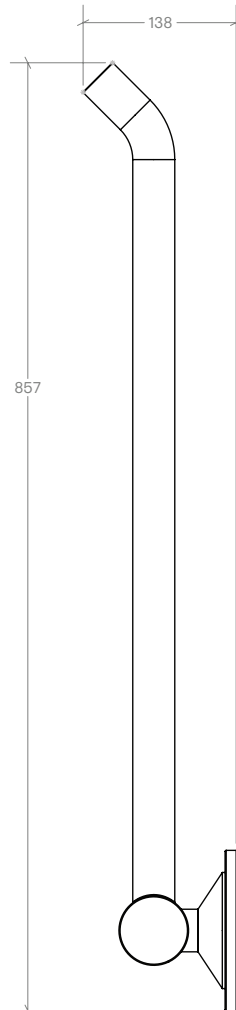
Location

The rail is to be installed in accordance with the current DDA regulations in force. The rail must be mounted with fixings appropriate to the wall construction.

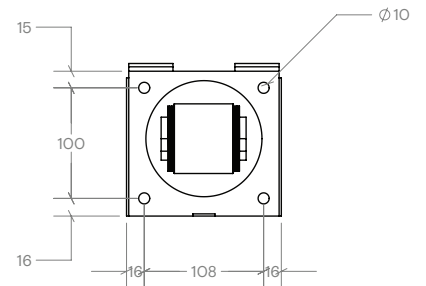
FRONT



SIDE



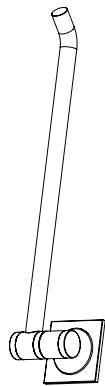
FIXINGS



how to install

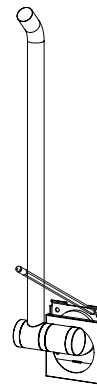
1

Prise the cover plate off that conceals the fixing holes.



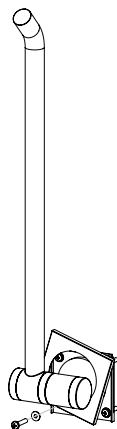
2

Position the rail on the wall at the desired location and mark the fixing holes.



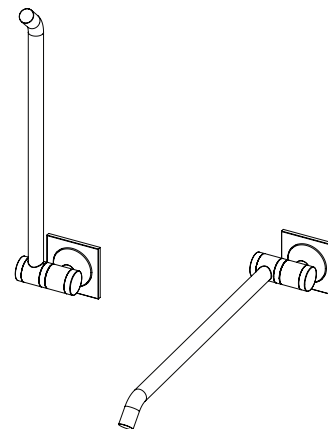
3

Using appropriate fixings (not supplied), fasten the rail to the wall and tighten securely



4

Refix the cover plate



operation + maintenance

cleaning

All grades of stainless steel will stain or discolour if due care and attention is not taken. The surface must be regularly cleaned to ensure a long service life of the bin.

Use a soft cloth or sponge with a mild solution of soapy water as part of the regular washroom janitorial routine. Do not use abrasive or cream cleaners as these will damage the surface finish.

If the rail is subjected to a highly chlorinated environment eg swimming pools or marine coastal locations, a further treatment, in addition to the regular cleaning as described above, is recommended by the application of a household cleaning product containing silicone.

The grab rail does not contain any user serviceable parts.

Contact The Splash Lab technical team for more detailed stainless steel care guidelines.

maintenance

The fixings securing the rail should be periodically inspected to ensure the rail is firmly attached to the wall. The pivot mechanism should also be tested to ensure the rail will hinge down correctly.

operation

The user is to pull rail downwards to the horizontal position to provide support

warranty

We believe the future is personal. With a global mindset, we challenge conventional restroom norms via product innovation to create considered washroom solutions for corporate and educational spaces. We use rich raw materials, cutting-edge automation and considered washroom design to powerfully and positively influence the lives of people. We are The Splash Lab.

Demonstrating our commitment to quality and our belief in the strength of our designs, we can offer the following warranties.

The Splash Lab will warrant that its products will be free of manufacturing and material defects during normal use and environmental conditions as detailed below:

TSL.GR45.U Universal Hinged Grab Bar 1 year limited warranty

If a defect is found in normal use, The Splash Lab will, at their discretion, repair, provide a replacement part or product, or make appropriate adjustments. Damage caused by accident, misuse, or abuse is not covered by this warranty. Improper care and cleaning will void the warranty.

Non-operation of the product due to environmental conditions beyond our control, installation error, incorrect maintenance, water quality, fair wear and tear, incorrect or inappropriate installation, misuse and abuse is not covered by the warranty.

Proof of purchase (original sales receipt) must be provided to The Splash Lab with all warranty claims. The above warranty is valid for goods supplied within the United Kingdom.

For goods supplied outside of the United Kingdom, The Splash Lab will honor the above stated warranty periods for the parts only.

THE SPLASH LAB DISCLAIMS ANY LIABILITY FOR SPECIAL, INCIDENTAL OR CONSEQUENTIAL DAMAGES.

contact



General information

info.uk@thesplashlab.com

+44 (0)161 482 7000

Unit 8, Acorn Business Park

Heaton Lane

Stockport, Cheshire

SK4 1AS

United Kingdom

Technical support

info.uk@thesplashlab.com

For further information visit:

www.thesplashlab.com/uk

