

Doc M Pack / Exposed Shower

TSL.DDA.SHW.002

A minimalistic stainless steel shower kit that offers DDA Doc M compliance for hospitality, end-of-journey, wellness, and other commercial applications. The coordinating products are available in four PVD colors as well as brushed satin.

Finish	Codes	LRV*
● Satin	TSL.DDA.SHW.002.CS	58
● Black	TSL.DDA.SHW.002.BK	3
● Brass	TSL.DDA.SHW.002.BR	40
● Copper	TSL.DDA.SHW.002.CP	19
● Bronze	TSL.DDA.SHW.002.BZ	17

Light Reflectance Value*



About

The TSL.DDA.SHW.002 includes all products listed below and ensures full compliance with Approved Document Part M of the Building Regulations. All products have been designed in conjunction with each other to ensure a consistent and co-ordinated aesthetic. The set is delivered as a single package to ease the onsite installation process.

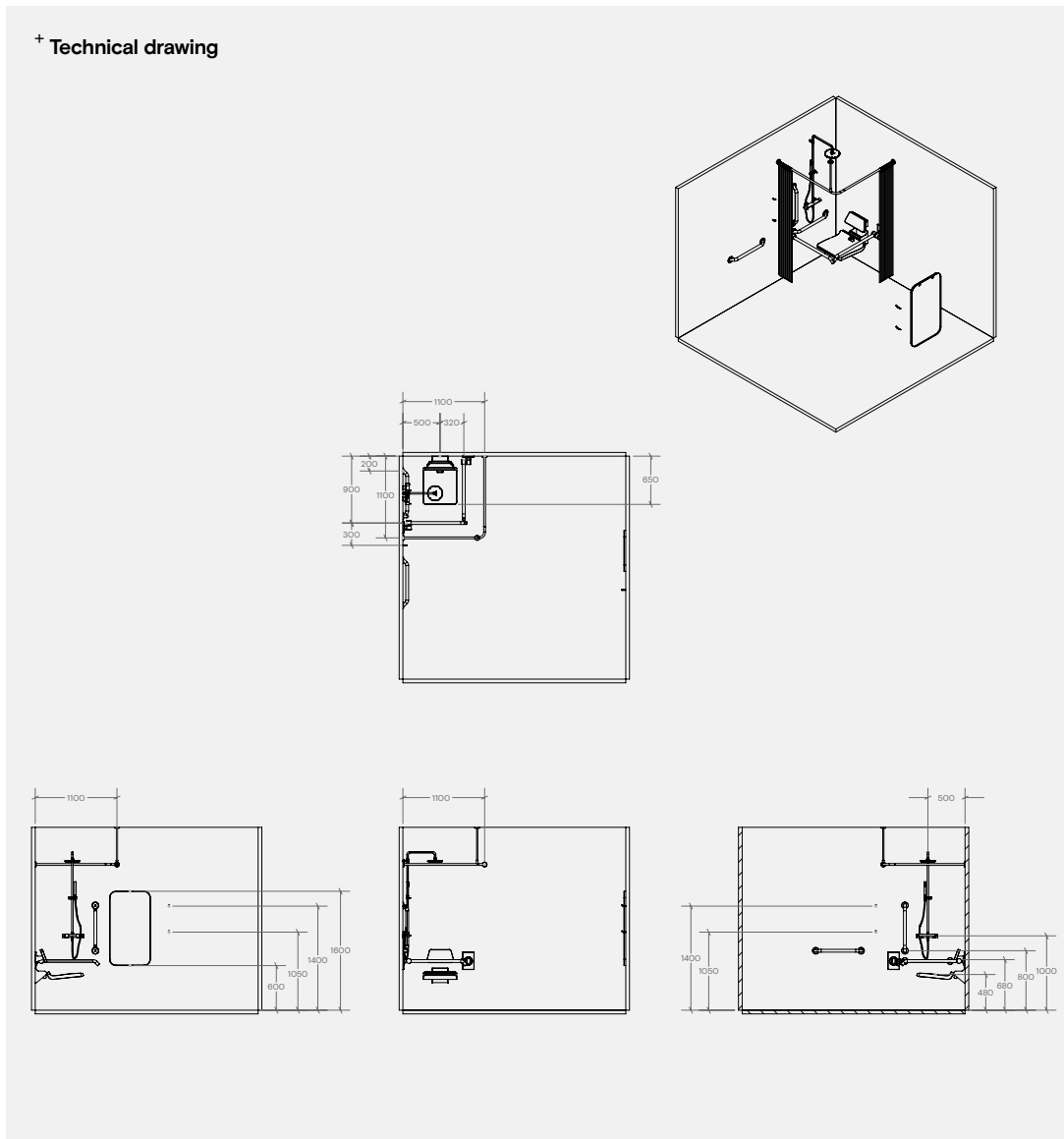
Products Included

1x	TSL.SHW.002	Exposed Shower
1x	TSLP.2508	Shower Curtain Rail
2x	TSLP.2509	Shower Curtains
24x	TSLP.2510	Shower Curtain Hooks
1x	TSLP.2511	650mm Projection Shower Seat
1x	TSLP.2512	Shower Seat Backrest
1x	TSL.SZPC	DDA Single Zone Assistance Kit
2x	TSL.GR45	Hinged Grab Bar (1x RH & 1x LH)
3x	TSL.GR45.600	Straight Grab Bar - 600mm
4x	TSL.974	Coat/Robe Hook
1x	TSL.MR20	Wall Mounted Mirror / Rectangular

Key Components/Spare Parts

Doc M Pack / Exposed Shower
TSL.DDA.SHW.002


+ Technical drawing




Warranty & Spare Parts

For warranty terms and conditions please visit www.thesplashlab.com
If additional spare parts are required and are not listed above, please contact us at info.uk@thesplashlab.com


Related Products




DDA Doc M Pack / Concealed Shower
TSL.DDA.SHW.001



DDA Doc M Pack / Wall Hung WC / Hand Dryer
TSL.DDA.R1



DDA Doc M Pack / Wall Hung WC / Paper Towel
TSL.AMB.R2



Doc M Ambulant Pack / Wall Hung WC / Straight Grab Bar
TSL.AMB.R1