





# Wall Mounted Manual Tap

TSL.970

The TSL.970 is a wall-mounted manual tap that features a sleek spout, with an accompanying lever operated mixer, available in a range of nishes.

Finish	Codes	LRV*
● Satin	TSL.970.CS	58
● Black	TSL.970.BK	3
● Brass	TSL.970.BR	40
● Copper	TSL.970.CP	19
● Bronze	TSL.970.BZ	17

\*Light reflectance value



## Technical Data

Material	AISI 304 Stainless Steel
Coating type	PVD (colours only)
Aerator	Cascade
Water pressure (dynamic)	0.5 to 7.5 Bar [0.05 to 0.75MPa]
Water temperature (max)	60°C
Flow rates	3.8 litres/minute - Cascade ow 1.9 litres / minute - Spray ow
Additional flow rates	1.35 litres / minute - Spray flo
Spout length	150mm - also available in 220mm

## Installation requirments

Water supply	1.0 Bar is the recommended minimum pressure for the taps to operate effectively. 7.5 Bar is the maximum pressure for commissioning and is NOT recommended for general use Gravity-fed systems may require a booster pump to achieve the optimal operating pressure All pipework must be thoroughly cleaned and clear of any debris before connecting the tap
--------------	---

## Compliance certificates

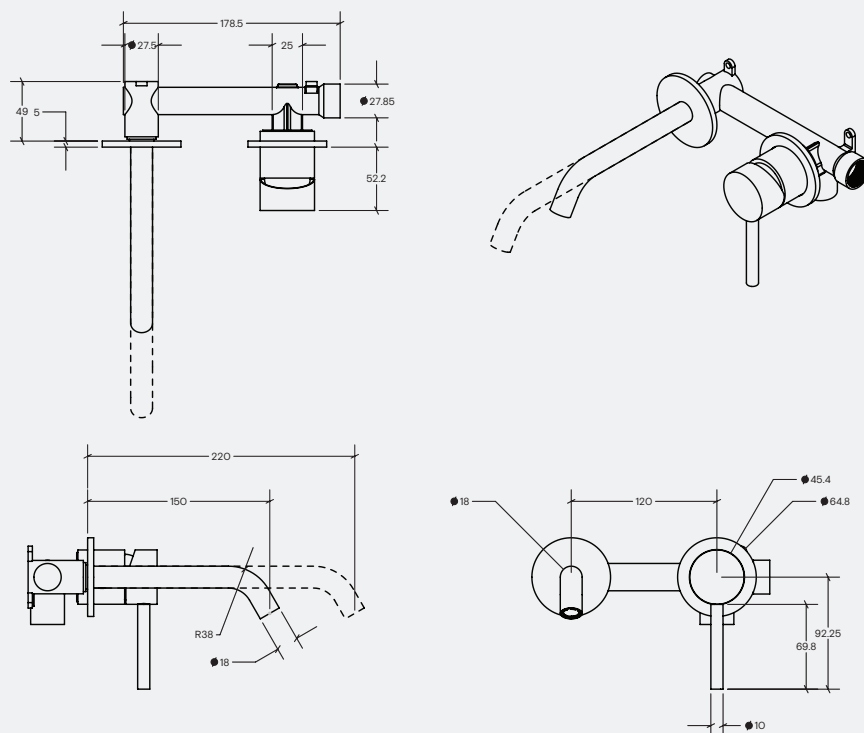
WRAS	Certification No 241004020
------	----------------------------



## Included

Wall Mounted Manual Tap  
TSL.970

## + Technical drawing



## Warranty & Spare parts

For warranty terms and conditions please visit [www.thesplashlab.com](http://www.thesplashlab.com)

If additional spare parts are required and are not listed below, please contact us at [info.uk@thesplashlab.com](mailto:info.uk@thesplashlab.com)

## Related products



Deck Mounted Manual Tap  
TSL.950



Wall Mounted Manual Soap  
Dispenser  
TSL.470



Wall Mounted Cylindrical Pump  
Soap Dispenser  
TSL.938