

Monolith DDA Basin

TSL.MONO.DDA

A Doc M compliant solid surface basin with integrated right- or left-hand shelf. Available as a standalone product or as part of an ambulant or accessible specification pack.

+ Right hand basin



+ Left hand basin



Technical Data

Warranty	10 years from date of purchase (terms and conditions apply)
Material	Solid surface
Support brackets	Powder-coated steel – refer to Installation Manual for spacing and setting out
Finishes	See reference to supplier materials - HiMacs, Corian
Weight	15 kg

Installation requirements

Wall construction	Brackets included. Installer should ascertain that wall construction is sufficiently designed to support the the TSL DDA Basin.
Fixed height	See drawing
Wall fixings	Must be fixed to a suitable wall substrate to allow for the correct use of the Monolith. The Splash Lab recommend that installers contact a fixings specialist for advice to ensure the correct fixings are used for the location. Wall fixings are not included.
Plumbing	Connection to 1 1/4" waste outlet required. (one connection per user) Installer to provide water for taps. See separate datasheet for The Splash Lab sensor taps.
Access requirements	Solenoid and isolation valves must be accessible for initial installation & commissioning and for ongoing and routine maintenance.

Codes

TSL.MONO.DDA.LH	DDA Basin with basin left and shelf on right
TSL.MONO.DDA.RH	DDA Basin with basin on right and shelf on left
	continued on following page

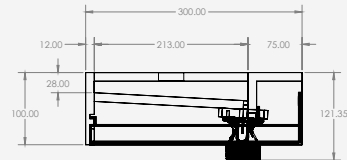
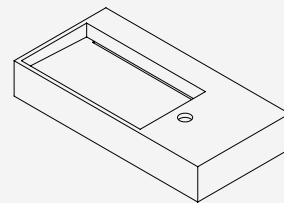
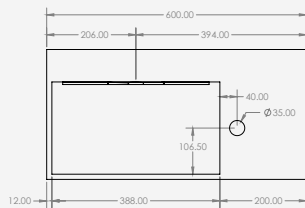
Included

- 1x DDA basin
- 2x Mounting bracket
- 1x Drainage funnel
- 1x Drainage funnel gasket
- 2x Drainage funnel fixings (M6 x 12 screw and washer)
- 1x Mounting bolts (M6 x 35)
- 1x Fixing nuts
- 2x Washers (M6)

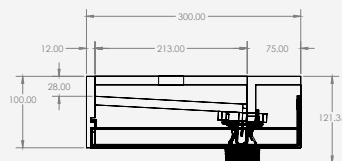
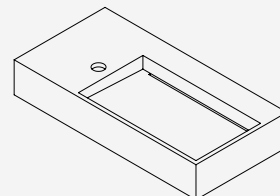
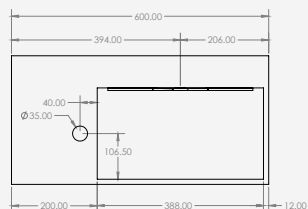
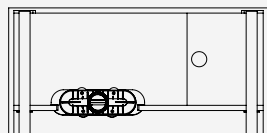
Not included

- TSL.990 Sensor Tap

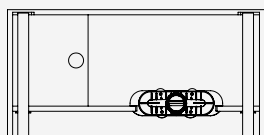
+ Technical drawing



LEFT
HAND
BASIN



RIGHT
HAND
BASIN



Spare parts

If spare parts are required and are not listed here, please contact us at info.uk@thesplashlab.com

Related products



Deck Mounted Sensor Tap / Small
TSL.990



Wall-Mounted Soap Dispenser
TSL.938



Straight Grab Rail 450mm
TSL.GR45.450



Hinged Grab Bar
TSL.GR45