

# Doc M Pack / Close Coupled WC / Paper Towel

TSL.DDA.R6

The TSL.DDA.R6 is a well co-ordinated and compliant Doc M pack for use within any DDA washroom.

Finish	Codes	LRV*
● Satin	TSL.DDA.R6.CS	58
● Black	TSL.DDA.R6.BK	3
● Brass	TSL.DDA.R6.BR	40
● Copper	TSL.DDA.R6.CP	19
● Bronze	TSL.DDA.R6.BZ	17

Light Reflectance Value\*



## About

---

The TSL.DDA includes all product listed below and ensures full compliance with Approved Document Part M of the Building Regulations. All products have been designed in conjunction with each other to ensure a consistent and co-ordinated aesthetic. The set is delivered as a single package to ease the onsite installation process.

---

## Products Included

1x	TSL.Mono.DDA	Monolith Basin - (Available RH & LH)
4x	TSL.GR45.600	Straight Grab Bar - 600mm
1x	TSL.GR45	Hinged Grab Bar - (Available RH & LH)
1x	TSL.990	Sensor Deck Mounted Tap / Small
1x	TSL.938	Wall Mounted Cylindrical Pump Soap Dispenser
1x	TSL.650	Adjustable Bottle Trap
1x	TSL.45	Single Toilet Roll Holder
1x	TSL.323	Toilet Brush with Holder
2x	TSL.974	Coat Hook
1x	TSL.735	Wall Mounted Paper Towel Dispenser
1x	TSL.279	25L Waste Receptacle
1x	TSL.FSCC	Close Coupled 750mm Projection WC
1x	TSL.SZPC	DDA Single Zone Assistance Kit
1x	TSL.MR20	Wall Mounted Mirror / Rectangular

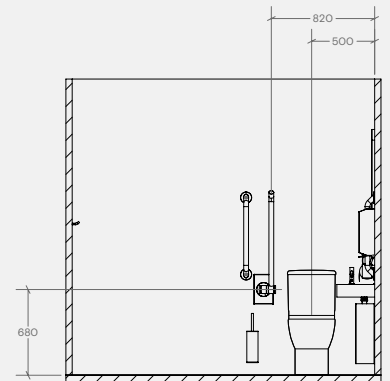
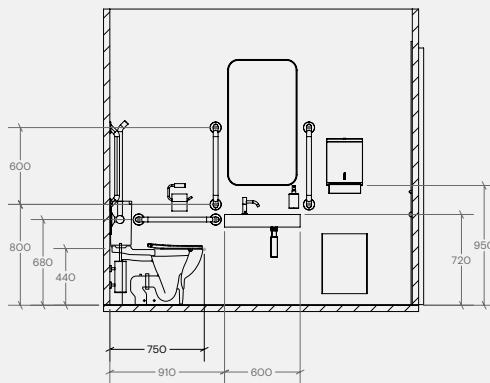
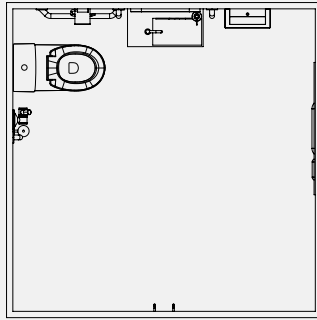
## Key Components/Spare Parts

Doc M Pack  
TSL.DDA.R6

Wall Mounted Paper Towel Dispenser  
TSL.735

25L Waste Receptacle  
TSL.279

## + Technical drawing



## Warranty & Spare Parts

For warranty terms and conditions please visit [www.thesplashlab.com](http://www.thesplashlab.com)

If additional spare parts are required and are not listed above, please contact us at [info.uk@thesplashlab.com](mailto:info.uk@thesplashlab.com)

## Related Products



**Double Toilet Roll Holder**  
TSL.46



**Wall Mounted Waste Bin**  
TSL.910



**Straight Grab Bar - 450mm**  
TSL.GR45.450