

# Recessed Access Mirror

TSL.MR50

The TSL.MR50 is a hinged, recessed mirror frame, designed to allow maintenance access to any essential behind-the-wall systems without the need to remove fitted elements. The mirror panel is available as standard or with additional ambient backlighting.

Finish	Codes
● Black Powder Coat	TSL.MR50.BK
● White Powder Coat	TSL.MR50.WH

+ TSL.MR50



**Technical Data**

---

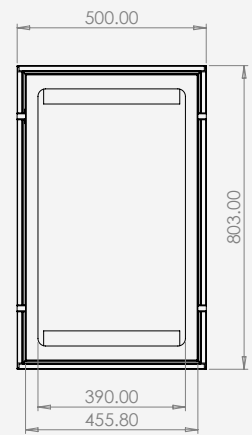
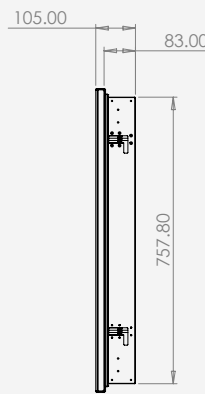
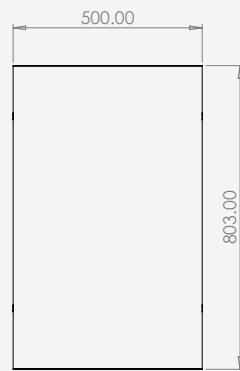
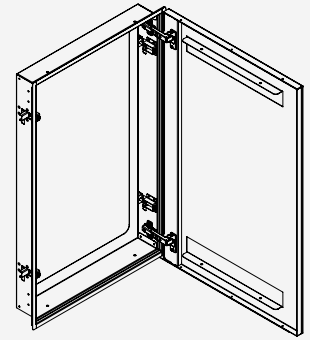
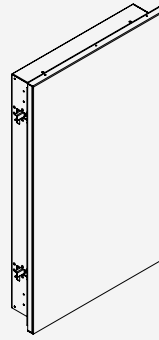
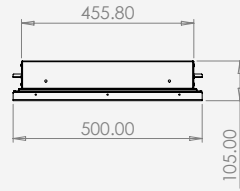
Material	1.4509 Stainless Steel	
Dimensions	W.500mm x H.803mm x D.105mm	
Finish	Matte black or white powder coated	
Wall Cut-out Sizes	With backlighting:	W.463mm x H.765mm
	Without backlighting:	W.479mm x H.781mm

---

## Key Components/Spare Parts

Recessed Access Mirror  
TSL.MR50

### + Technical drawing



### Warranty & Spare parts


For warranty terms and conditions please visit [www.thesplashlab.com](http://www.thesplashlab.com)

If additional spare parts are required and are not listed above, please contact us at [info.uk@thesplashlab.com](mailto:info.uk@thesplashlab.com)

### Related products



**Behind The Mirror System / 600**  
TSL.MR30



**PVD Mirror / Circular**  
TSL.MR10



**PVD Mirror / Rectangular**  
TSL.MR20