

Doc M Ambulant Pack / Back To Wall WC / Cubicle

TSL.AMB.R2

The TSL.AMB.R2 is a fully DOC M compliant ambulant WC cubicle pack with a floor standing back-to-wall pan and concealed cistern

Finish	Codes	LRV*
● Satin	TSL.AMB.R2.CS	58
● Black	TSL.AMB.R2.BK	3
● Brass	TSL.AMB.R2.BR	40
● Copper	TSL.AMB.R2.CP	19
● Bronze	TSL.AMB.R2.BZ	17


+ Satin



+ Black



+ Brass



+ Copper



+ Bronze



About

The TSL.AMB includes all products listed below and ensures full compliance with Approved Document Part M of the Building Regulations. All products have been designed in conjunction with each other to ensure a consistent and co-ordinated aesthetic. The set is delivered as a single package to ease the onsite installation process.

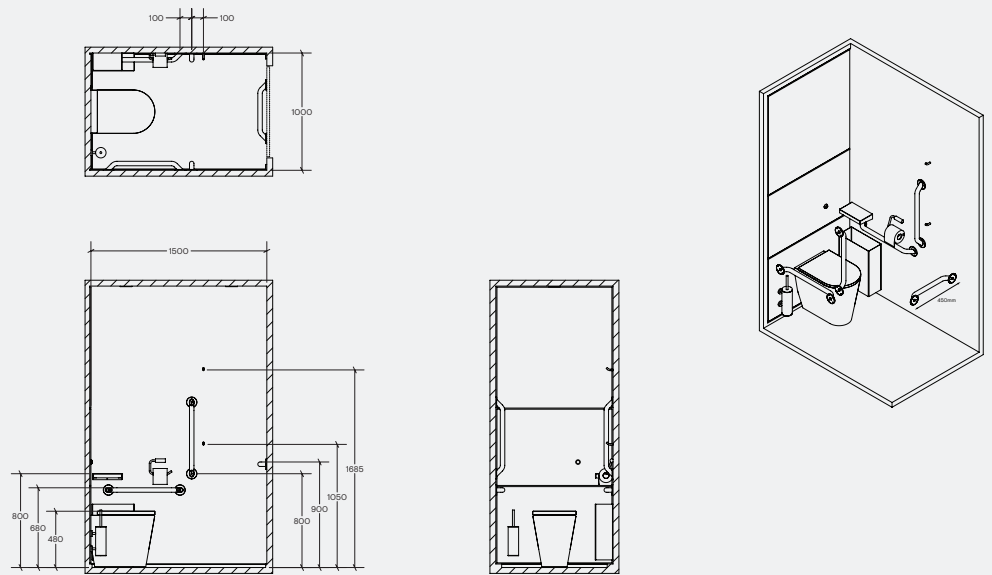
Products included

4x	TSL.GR45.600	Straight Grab Bar - 600mm
1x	TSL.GR45.450	Straight Grab Bar - 450mm
1x	TSL.45	Single Toilet Roll Holder
1x	TSL.323	Toilet Brush with Holder
1x	TSL.721	WC Sensor Flush Valve
2x	TSL.974	Coat Hook
1x	TSL.FS540.001	Floor Standing 540mm Back to Wall WC
1x	TSLP.280001	Seat for 540mm Back to Wall WC
1x	TSL.CISTERN	Cistern Compatible with TSL.721
1x	TSL.279	25L Waste Receptacle
1x	TSL.11	Shelf (Small)

Key Components / Spare Parts

Doc M Ambulant Pack
TSL.AMB.R2

+ Technical Drawing




Warranty + spare parts


For warranty terms and conditions please visit www.thesplashlab.com

If additional spare parts are required and are not listed below, please contact us at info.uk@thesplashlab.com


Related products



**Ambulant Pack / Wall Hung
WC / Cubicle**
TSL.AMB.R1



**Ambulant Pack / Wall Hung WC /
Superloo**
TSL.AMB.R3



**Ambulant Pack / Back To Wall
WC / Superloo**
TSL.AMB.R4