



The Channel Sensor Tap

TSL.C.051

Wall mounted sensor operated tap with robust body construction for all types of projects. Available mains. To be used in conjunction with the Channel dryer and soap dispenser for optimum efficiency.

Finish	Codes	LRV*
● Black	TSL.C051.BK	3
● Brass	TSL.C051.BR	40
● Satin	TSL.C051.CS	58
● Bronze	TSL.C051.BZ	17
● Copper	TSL.C051.CP	19

Light Reflectance Value*



Technical Data

Minimum operating pressure	7 - 87 psi dynamic pressure
Flow rate	1.89 LPM (Other flow rates available upon request)
Weight	1.2kg
Stainless steel grade	316 Stainless steel
Sensor range	Preset 120±20mm (adjustable). Min range 50mm - Max range 150mm
Comfort delay	2 seconds
Security cut-off	60 seconds
Power supply - mains	Input: 100-240V ac; 50/60Hz Output: 6V DC; 0.5A,3W max
IP Rating	IP35
Security Cut-off	60 seconds

Installation requirements

Counter-top cut-out (dial)	Ø30mm
Maximum countertop thickness	50mm
Anti-rotation collar	Included
Reflective surfaces	Not to be installed above highly polished basins, or waste outlets
Access requirements	Solenoids and transformers must be accessible at all times for servicing
Cabling	Low voltage push fit connector to tap
Power supply	For the mains power option, it is recommended that the sensors are installed on their own circuit to avoid interference from other power demands.
Recommended Spacing	If the Channel Tap is installed with other units from the Channel system, it should be installed in the centre with the advised spacing of 150mm to the left for the Soap Dispenser and 200mm to the right for the Hand Dryer.

Compliance & certificates

ASME A112.18.1	Compliance for assesment for water saving and efficiency
CSA B125.1	Compliance for assesment for water saving and efficiency
NSF/ANSI/CAN 61	Certificate 1506314
WRAS	Certificate 1.4/20608
CE	Certifcate 04/00125
UKCA	
RoHS	
BREAAM	5 Credits

Included

Channel sensor tap head

Mains power supply

Solenoid valve

Pad

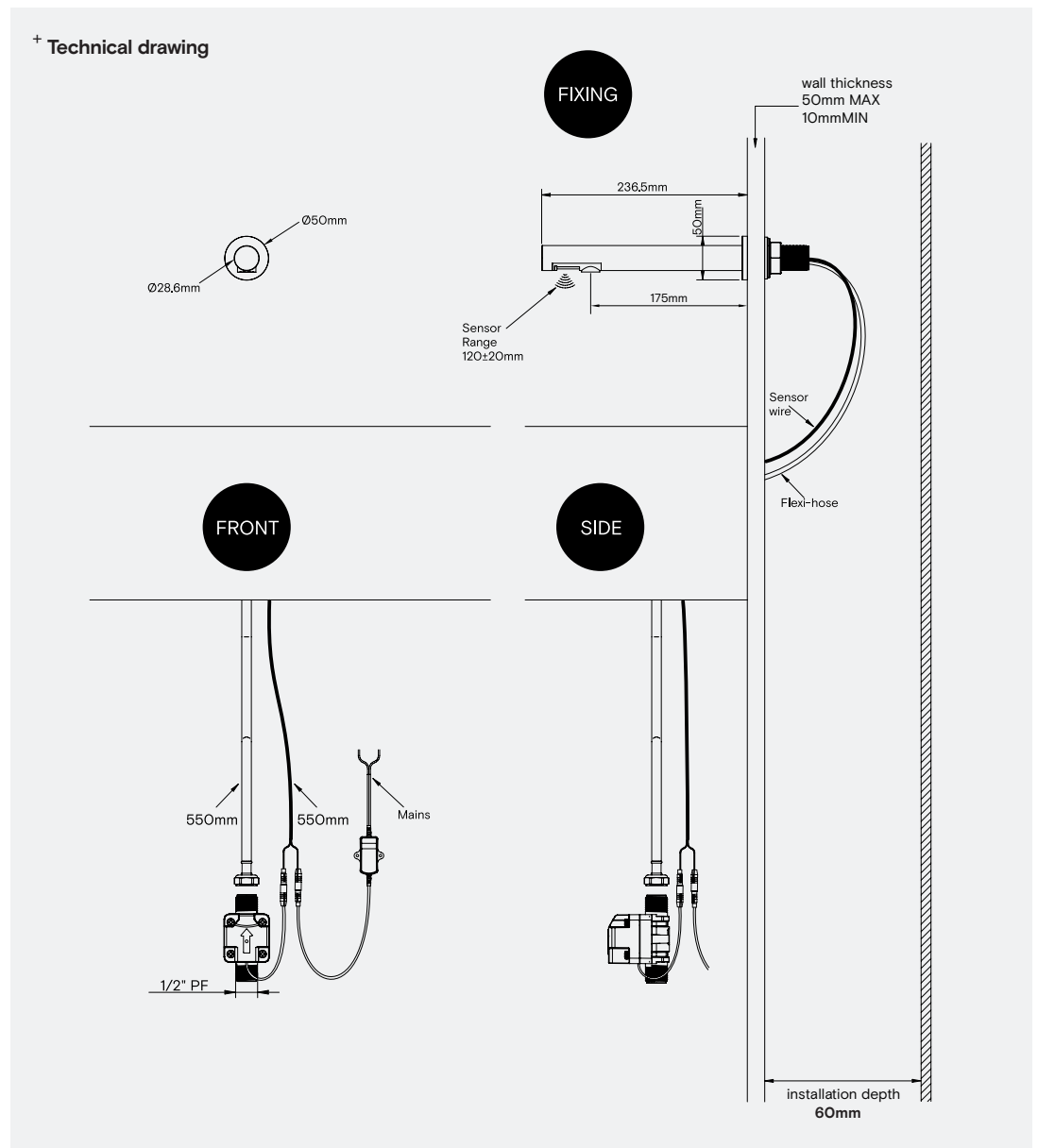
Gasket

Washer

Fixing nut

Flow restrictor

Flex hose - 300mm



Warranty / Spare parts

For warranty terms and conditions please visit www.thesplashlab.com

If additional spare parts are required and are not listed above, please contact us at info.uk@thesplashlab.com

Related products



The Channel Sensor Tap
TSL.C.041.CS



The Channel Hand Dryer
TSL.C.061.CS