

The Channel Soap Dispenser

TSL.C.041

Fully compatible with the The Splash Lab Soap Refill System, the automatic foaming nozzle reliably produces a precise dose of soap every time. The system is easily maintained, with the foaming nozzle simple and quick to replace.

Finish	Codes	LRV*
● Satin	TSL.C.041.CS	58
● Black	TSL.C.041.BK	3
● Brass	TSL.C.041.BR	40
● Copper	TSL.C.041.CP	19
● Chrome	TSL.C.041.C	75

Light Reflectance Value*


+ Satin



+ Black




+ Brass



+ Chrome



+ Copper



Technical Data

Weight	1.5kg
Recommended soap viscosity	Liquid soap: 1-3000cPs Foam soap - <10cPs. Not suitable for alcohol gels or hand sanitisers.
Stainless steel grade	316 Stainless steel
Sensor range preset	70±15mm (Not adjustable)
Power supply - Mains	Input: 100-240V AC; 50-60Hz Output: 6V DC; 1.5A, 9W max
Power supply - Battery	6V Type AA x 4 pcs Alkaline (not included) (Optional)
Standby power	9mA
Recommended soap system	The Splash Lab automatic soapfeed system
IP Rating	Spout: IPX3 Mechanism: IPX3

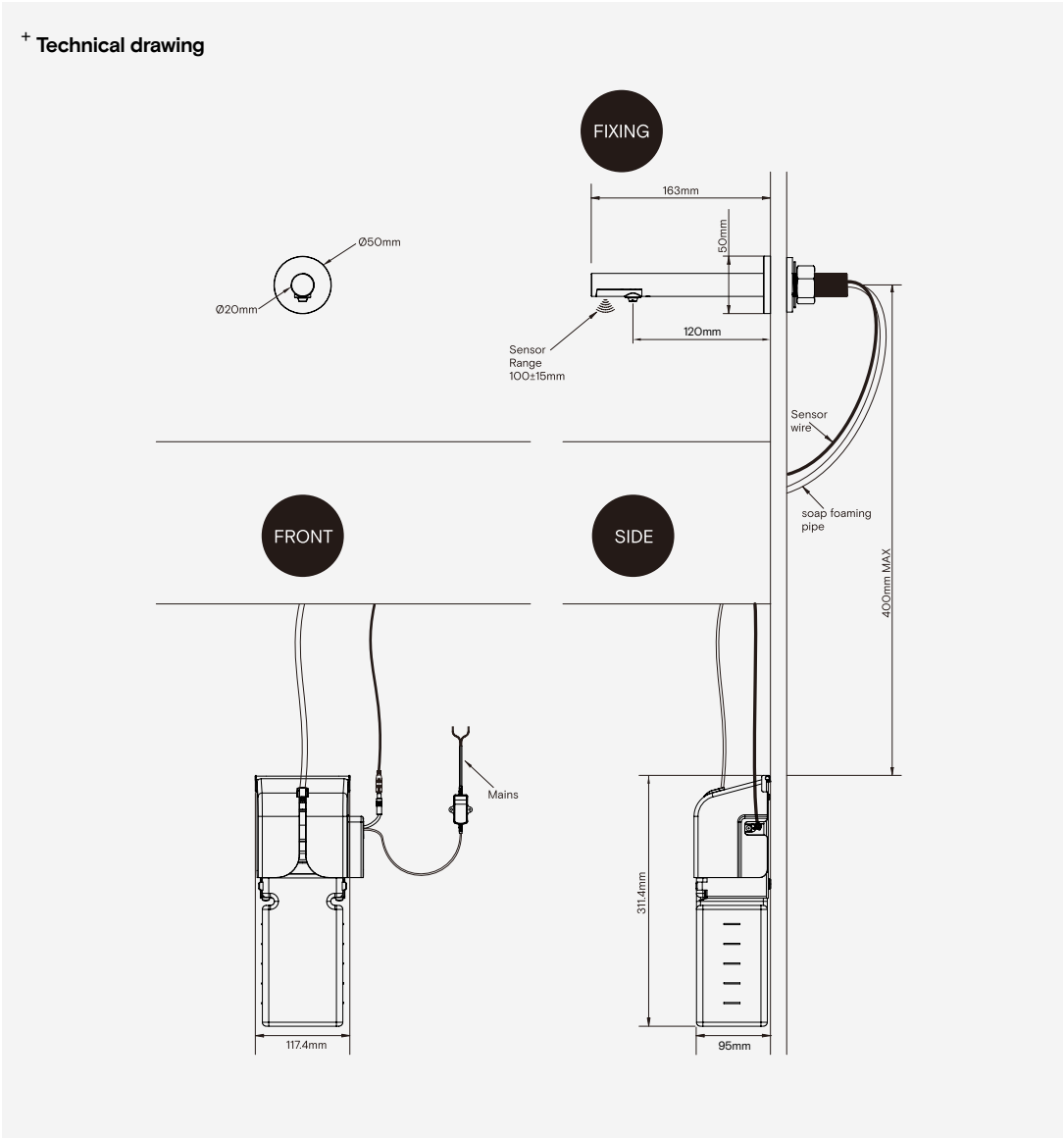
Installation requirements

Wall cut-out (dia)	Ø 22mm
Maximum wall thickness	50mm
Anti-rotation collar	Included
Reflective surfaces	Not to be installed above highly polished basins
Access requirements	Pumps and transformers must be accessible at all times for servicing
Cabling	Low voltage push fit connector to soap dispenser
Power supply	Hard wired connection to mains branch circuit, It is recommended that the sensors are installed on their own circuit
Recommended Spacing	If the Chanel Soap Dispenser is installed with other units from the Channel System, it is advised to install the Tap in the centre, with dryer 200mm to the right and the Soap Dispenser 150mm to the left.

Compliance & certificates

CE
UKCA
RoHS

Included
Dispenser head assembly
Pad (already installed)
Gasket
Washer
Fixing nut
Soap foaming pipe
Soap reservoir - 1500ml
Hex wrench/ Soap outlet
Soap foamer pump unit
Power supply unit



Warranty & Spare parts

For warranty terms and conditions please visit www.thesplashlab.com
If additional spare parts are required and are not listed above, please contact us at info.uk@thesplashlab.com

Part	Codes
Control Box	TSLP.230307
Sensor	TSLP.310013

Related products



The Channel Sensor Tap
TSL.C.051



The Channel Hand Dryer
TSL.TSL.C.061