

The Monolith S+ Series

TSL.SX8LH

The Monolith S+ Series is a modular solid surface basin system. The 300mm shallow rear deck accommodates both wall-mounted and deck-mounted features. This Monolith is available in a range of standard and bespoke lengths to accommodate individual users in any washroom.

+ ONE USER BASIN



Technical Data

| | |
|------------------|--|
| Warranty | 10 years from date of purchase (terms and conditions apply) |
| Material | Solid surface |
| Support Brackets | Powder-coated steel - Refer to Installation manual for spacing and setting out |
| Finishes | See reference to supplier materials - Hi Macs, Corian |

Installation requirements

| | |
|---------------------|--|
| Wall construction | Brackets included. Installer should ascertain that wall construction is sufficiently designed to support the Monolith. |
| Fixed height | See Drawing |
| Wall Fixings | Must be fixed to a suitable wall substrate to allow for the correct use of the Monolith. The Splash Lab recommend that installers contact a fixings specialist for advice to ensure the correct fixings are used for the location. Wall fixings are not included with the Monolith |
| Plumbing | Connection to 1 ¼" waste outlet required. (one connection per user) Installer to provide water for taps. See separate datasheet for The Splash Lab sensor taps. |
| Access requirements | Solenoid and isolation valves must be accessible for initial installation & commissioning and for ongoing and routine maintenance. |

Included

- 1 x Monolith basin
- 2 x Mounting bracket
- 1 x Drainage funnel
- 1 x Drainage funnel gasket
- 2 x Drainage funnel fixings (M6 x 12 screw and washer)
- 1 x Mounting bolts (M6 x 35)
- 1 x Fixing nuts
- 2 x Washers (M6)

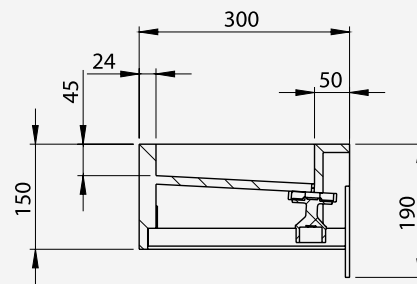
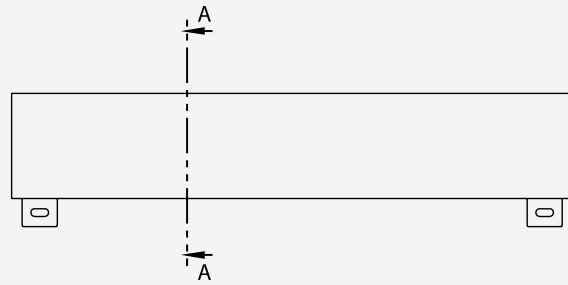
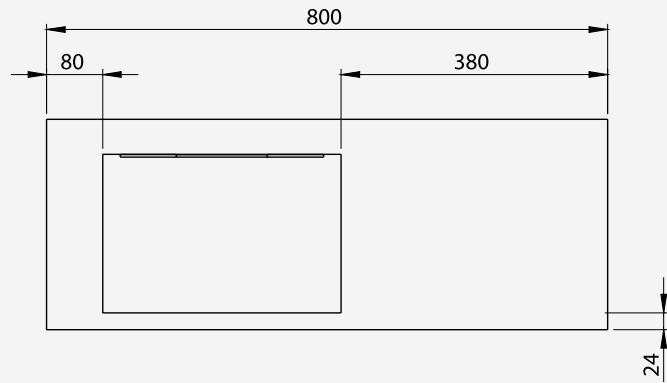
Not included

- TSL.884 IR Sensor Tap

Warranty

10 years on solid surface

+ Technical drawing



SECTION A-A

Spare parts

If a situation arises where you require replacement components outside of a maintenance contract, there may be provision to obtain spare parts. Providing the components are under warranty and the parts have become non-functioning during normal use within their assumed usable life, they may be replaced. Should a replacement mains power supply be required it is imperative that an identical type is used. Contact **The Splash Lab** for further information.

Related products



150mm IR Sensor Tap
TSL.884



The Monolith S Series
TSL.S



Sensor Deck Mounted Tap / Small
TSL.990