

WC Flush Valve

TSL.721

The TSL.721 is a wave operated WC sensor ush kit for integrated plumbing applications, and includes all related cabling and controls.

Finish	Codes	LRV*
● Satin	TSL.721.CS	58
● Black	TSL.721.BK	3
● Brass	TSL.721.BR	40
● Copper	TSL.721.CP	19
● Bronze	TSL.721.BZ	17

*Light reflectance value

+ Satin



+ Black



+ Brass



+ Copper



+ Bronze



Technical data – Flush valve

Weight	2.16Kg
Material	Bezel – 304AISI stainless steel Control box – ABS plastic
Sensor activation	Infrared wave activated
Power supply	220 – 240V AC
Control	12V DC (integral transformer)
Sensor cable length	3m
Water connection	1 1/2 " BSP connection to WC ush pipe
Flush volume	Preset 4 litres volume – fully adjustable in 0.25 litre increments
Ingress protection rating	IP54

Installation requirements

Wall cut out – Sensor	18mm diameter
Maximum wall thickness	27mm
Electrical supply	3amp fused spur to be connected to control box supplied; low voltage screw connections to valve mechanism. For more reliable operation, it is not recommended that the ush valve are connected to an occupancy circuit. All connections must be in accord with the current local regulations in force.
Cabling	Low voltage screened cable between controller and sensor; IP65 rated cable from sensor to valve.
Water supply	Flush valve is to be installed within concealed cistern. Industry standard connection is required for supply to cistern
Access requirements	Control box and all plumbing and electrical connections must be accessible for initial installation and commissioning and for ongoing and routine maintenance. Controller should be mounted in a dry location, away from extremes of moisture and temperature, and not exposed to dirt, dust or dampness.
Washroom layout and planning	Cistern is typically installed in service void behind WC
Cistern compatibility	Flush valve to be installed in wall-mounted concealed cistern. Please contact The Splash Lab technical department for compatibility with oor mounted frame systems.

Compliance certificates

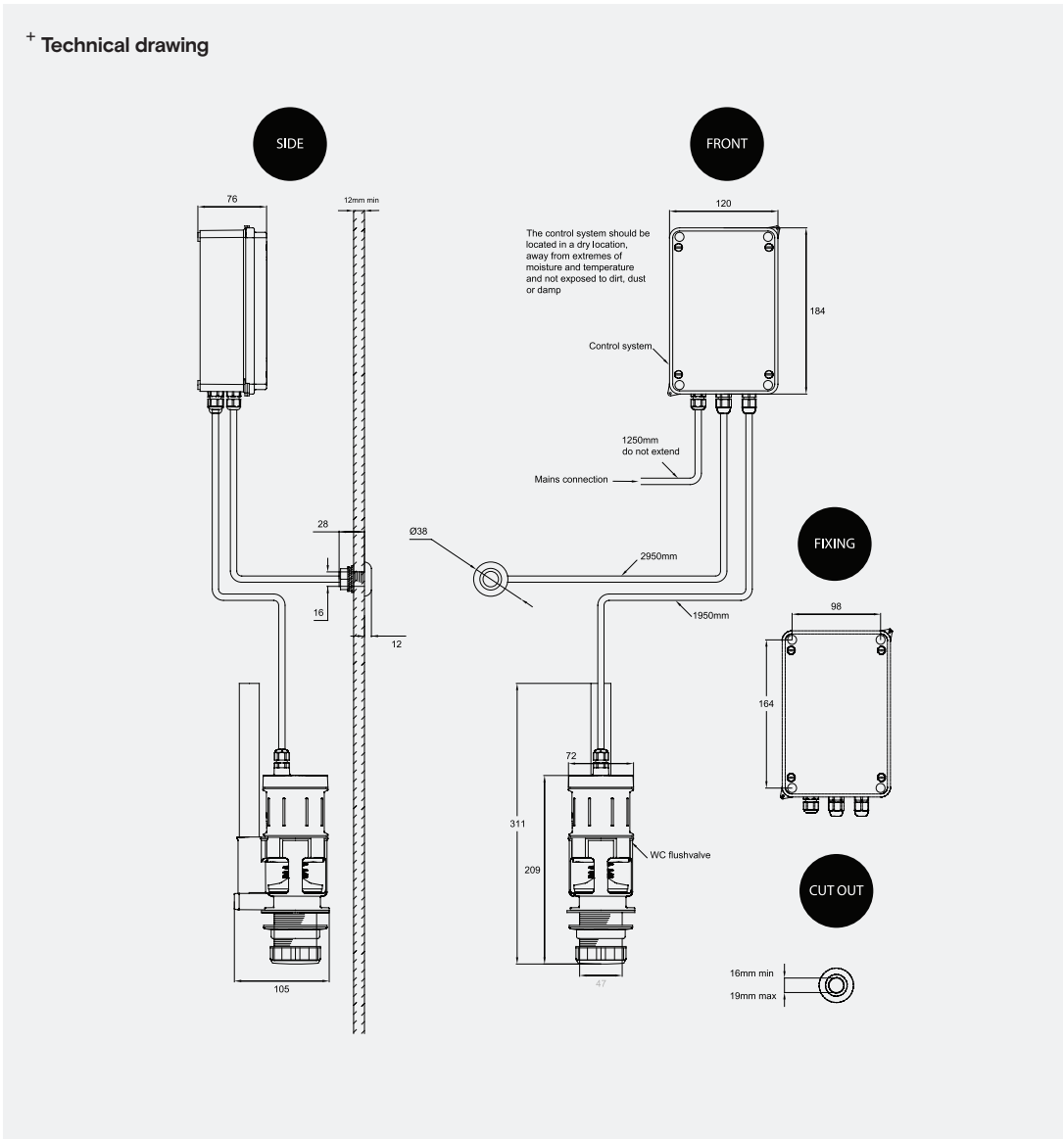
WRAS

UKCA & CE



Continued on following page




Included
WC Flush Valve TSL.721
Control box
3m Sensor cable



Warranty + Spare parts

For warranty terms and conditions please visit www.thesplashlab.com
If additional spare parts are required and are not listed below, please contact us at info.uk@thesplashlab.com

Related products

		
Cistern TSL.CISTERN	Toilet Brush with Holder TSL.323	Single Toilet Roll Holder with Shelf TSL.48