

Adjustable Bottle Trap

TSL.650

The TSL.650 is an adjustable bottle trap constructed from stainless steel and available in a selection of finishes


Finish	Codes	LRV*
● Black	TSL.650.BK	3
● Brass	TSL.650.BR	40
● Satin	TSL.650CS	58
● Bronze	TSL.650.BZ	17
● Copper	TSL.650.CP	19

Light Reflectance Value*


+ Satin



+ Black



+ Brass



+ Copper

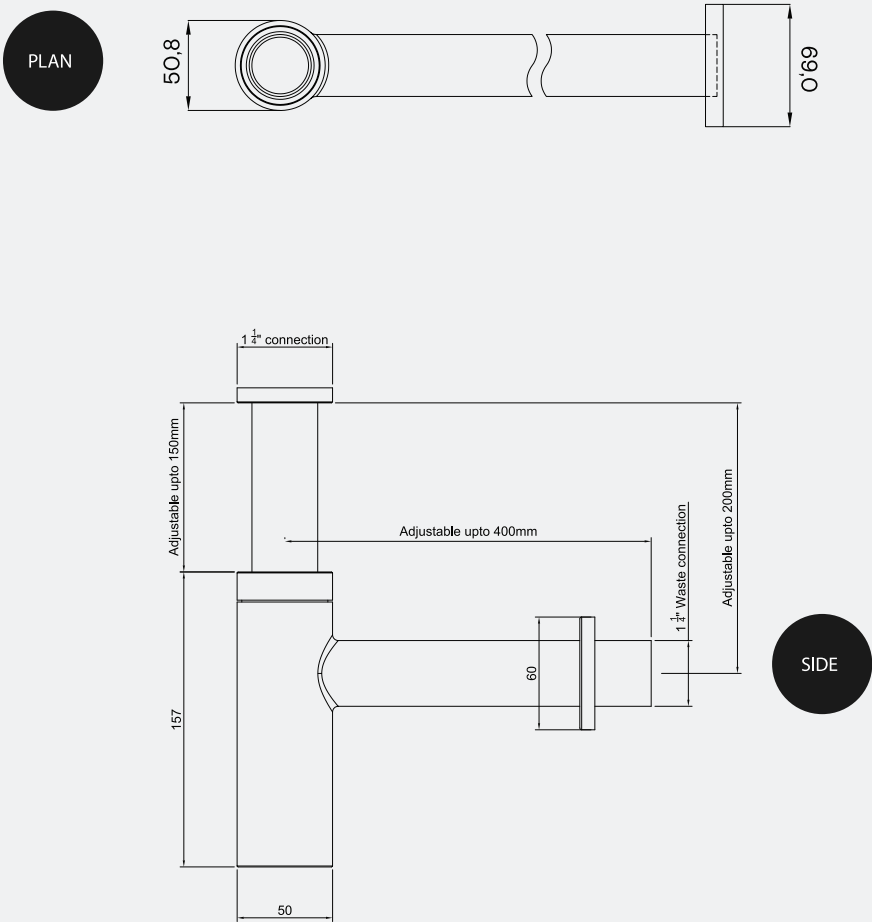


+ Bronze

Key Components

TSL.65O Adjustable Bottle Trap
Main body
Internal Waste trap tube
Adjustable inlet tube
Plain fixing nut
O-ring
Flat rubber washer
Wall bezel

+ Technical drawing



Warranty & Spare parts

For warranty terms and conditions please visit www.thesplashlab.com
If additional spare parts are required and are not listed below, please contact us at info.uk@thesplashlab.com

Technical Data

Weight	1.5kg
Material	AISI 304 Stainless Steel
Coating type	PVD (colours only)

Installation Adjustments

Waste inlet and outlet tubes can be cut to size to suit specific dimensions

Related products



Radius Auspex Tap 220mm
TSL.894



Radius Auspex Tap 150mm
TSL.895



Wall Mounted Manual Soap Dispenser
TSL.470