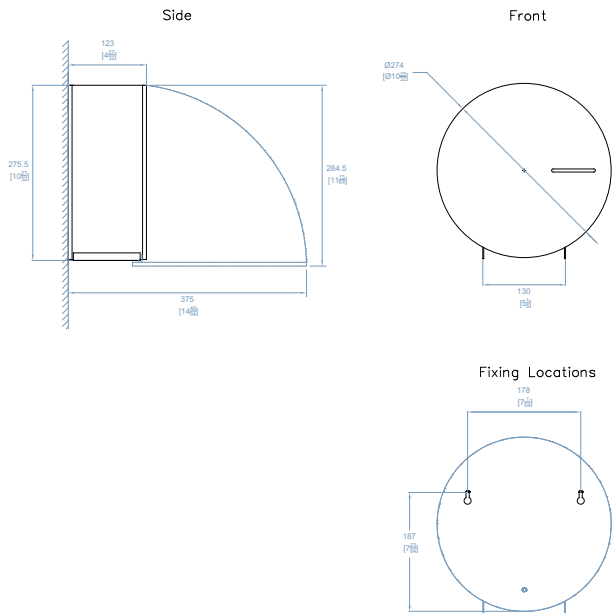

L-783 Toilet Roll Holder



The L-783 is a midi jumbo toilet roll holder with a concealed fixing.

Technical Data



Material	304AISI Stainless steel
Capacity	1 roll (Max size - 250mm x 110mm width x 60mm core diameter)
Weight	1.28kg

Pack Contents

- 1 x Toilet Roll holder assembly
- 1 x Key


Pre-Installation Information

The roll holder is to be fixed to a firm wall surface, with fixings appropriate to the wall substrate.

Installation Instructions


Step 1

1. Mark the two fixing points at 77mm centres on the wall at the desired height.



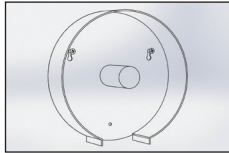
Step 2

2. Using the screws provided, drive them into the wall, leaving 3-4mm of the shank visible.



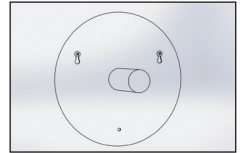
Step 3

3. Hook the toilet roll holder onto the keyhole slots in the roll holder and press down to locate.



Step 4

4. Open the front cover and tighten the fixing screws.



Operation

The user is to pull toilet tissue from aperture at the base

Refilling

1. Insert 2-pronged key into holes on the cover, and push down to release the latch.
2. Pull the cover forward at the top, so it hinges down.
3. Slide new roll of tissue paper onto the spindle, and feed the free end of the roll through the opening in the base.
4. Close the cover, ensuring it is latched shut. The key is not needed to lock the cover.

Maintenance

The dispenser should be inspected periodically to check that no damage has occurred and that the cover can be freely opened when unlocked.

Cleaning

Stainless Steel Version

All grades of stainless steel will stain or discolour if due care and attention is not taken. The surface must be regularly cleaned to ensure a long service life of the dispenser. Use a soft cloth or sponge with a mild solution of soapy water as part of the regular washroom janitorial routine. Do not use abrasive or cream cleaners as these will damage the surface finish. If the dispenser is subjected to a highly chlorinated environment eg swimming pools or marine coastal locations, a further treatment, in addition to the regular cleaning as described above, is recommended by the application of a household cleaning product containing silicone.

White Steel Version

Regular cleaning and inspection is necessary to prevent corrosion and ensure a long service life. Use a soft cloth or sponge with a mild solution of soapy water as part of the regular washroom janitorial routine. Do not use abrasive or cream cleaners as these will damage the surface finish. If the surface finish becomes scratched or chipped, then the exposed metal should be treated with an appropriate proprietary surface finish to prevent any corrosion starting.

If further information is required, contact Lovair technical team for more detailed care guidelines.

Warranty

As thought-leaders and pioneers in washroom style and technology, we continuously strive for the ultimate washroom experience. Our curiosity drives us to refine and innovate, to realise the potential of, and constantly challenge, what washrooms can be.

We are passionate about what we do and proud of what we have achieved and through collaboration with architects and building owners, and by being attentive to users' needs, we transform washroom experiences.

Demonstrating our commitment to quality and our belief in the strength of our designs, we can offer the following warranties.

Lovair Ltd will warrant that its products will be free of manufacturing and material defects during normal use and environmental conditions as detailed below:

Toilet roll holder	2 years
---------------------------	----------------

If a defect is found in normal use, Lovair Ltd. will, at their discretion, repair, provide a replacement part or product, or make appropriate adjustments. Damage caused by accident, misuse, or abuse is not covered by this warranty. Improper care and cleaning will void the warranty.

Non-operation of the product due to environmental conditions beyond our control, installation error, incorrect maintenance, water quality, fair wear and tear, incorrect or inappropriate installation, misuse and abuse is not covered by the warranty.

Proof of purchase (original sales receipt) must be provided to Lovair Ltd. with all warranty claims. The above warranty is valid for goods supplied within the United Kingdom.

For goods supplied outside of the United Kingdom, Lovair Ltd will honour the above stated warranty periods for the parts only.

LOVAIR LTD DISCLAIM ANY LIABILITY FOR SPECIAL, INCIDENTAL OR CONSEQUENTIAL DAMAGES.