

TSL.GR45

grab bar

installation + maintenance

+ THE
SPLASH
LAB

contents

2	Technical Data
3	Before You Install
4	How to Install
5	Cleaning
5	Maintenance
5	Operation
6	Warranty
7	Contact Details

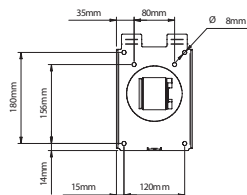
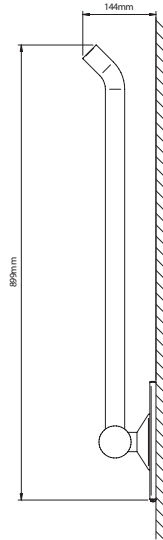
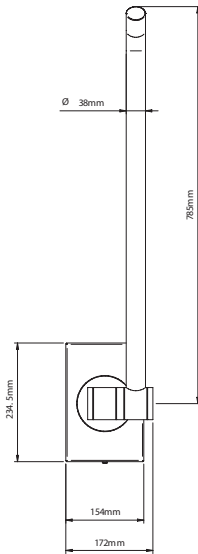
technical data

Finishes	CS (Brushed satin stainless steel)
Length	899mm
Width	172mm
Height	235mm
Weight	6kg
Stainless steel grade	AISI 304
Warranty	2 years from date of purchase

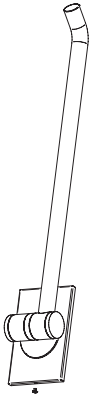
before you install

Location

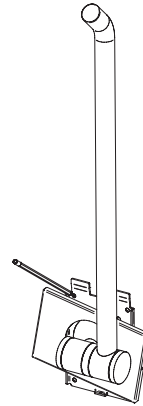
The rail is to be installed in accordance with the current DDA regulations in force. The rail must be mounted with fixings appropriate to the wall construction.



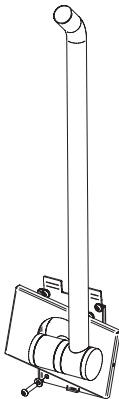
how to install



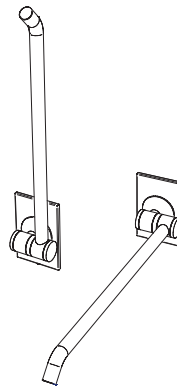
1
Prise the cover plate off that conceals the fixing holes.



2
Position the rail on the wall at the desired location and mark the fixing holes.



3
Using appropriate fixings (not supplied), fasten the rail to the wall and tighten securely



4
Refix the cover plate

cleaning

All grades of stainless steel will stain or discolour if due care and attention is not taken. The surface must be regularly cleaned to ensure a long service life of the bin.

Use a soft cloth or sponge with a mild solution of soapy water as part of the regular washroom janitorial routine. Do not use abrasive or cream cleaners as these will damage the surface finish.

If the rail is subjected to a highly chlorinated environment eg swimming pools or marine coastal locations, a further treatment, in addition to the regular cleaning as described above, is recommended by the application of a household cleaning product containing silicone.

The grab rail does not contain any user serviceable parts.

Contact The Splash Lab technical team for more detailed stainless steel care guidelines.

maintenance

The fixings securing the rail should be periodically inspected to ensure the rail is firmly attached to the wall. The pivot mechanism should also be tested to ensure the rail will hinge down correctly.

operation

The user is to pull rail downwards to the horizontal position to provide sufficient support.

warranty

We believe the future is personal. With a global mindset, we challenge conventional restroom norms via product innovation to create considered washroom solutions for corporate and educational spaces. We use rich raw materials, cutting-edge automation and considered washroom design to powerfully and positively influence the lives of people. We are The Splash Lab.

Demonstrating our commitment to quality and our belief in the strength of our designs, we can offer the following warranties.

The Splash Lab will warrant that its products will be free of manufacturing and material defects during normal use and environmental conditions as detailed below:

Grab Bar 2 years

If a defect is found in normal use, The Splash Lab will, at their discretion, repair, provide a replacement part or product, or make appropriate adjustments. Damage caused by accident, misuse, or abuse is not covered by this warranty. Improper care and cleaning will void the warranty.

Non-operation of the product due to environmental conditions beyond our control, installation error, incorrect maintenance, water quality, fair wear and tear, incorrect or inappropriate installation, misuse and abuse is not covered by the warranty.

Proof of purchase (original sales receipt) must be provided to The Splash Lab with all warranty claims.

The above warranty is valid for goods supplied within the United Kingdom.

For goods supplied outside of the United Kingdom, The Splash Lab will honour the above stated warranty periods for the parts only.

THE SPLASH LAB DISCLAIM ANY LIABILITY FOR SPECIAL, INCIDENTAL OR CONSEQUENTIAL DAMAGES.

contact



General information

info@thesplashlab.com

+44 (0) 161 482 7000

Technical support

technical@thesplashlab.com

For further contact information visit:

www.thesplashlab.com

